

Native Plants for Northern Virginia



About this Guide



www.plantnovanatives.org

Featured in the logo: Coral Honeysuckle (*Lonicera semipervens*) is a host and nectar plant for the Snowberry Clearwing (*Hemaris diffinis*) moth.

This guide showcases the attractive variety of plants native to Northern Virginia. Native plant species have evolved within specific regions and been dispersed throughout their range without known human involvement. These plants form the primary structure of the living landscape and provide food and shelter for native animal species.

Although this guide is not comprehensive, the Northern Virginia native plants featured here were selected because they are attractive, relatively easy to find, easy to maintain, and offer many benefits to wildlife and the environment.

This guide is published by the Plant NOVA Natives Campaign. The goal of the campaign is to promote the use of these plants in the urban and suburban landscapes of Northern Virginia for their many social, cultural, and economic benefits, and to increase the availability of Northern Virginia native plants in retail nurseries throughout the region. The following partners provided invaluable assistance in developing this guide (see campaign website for a list of all campaign partners):

Audubon Society of Northern Virginia
Loudoun Wildlife Conservancy
Nature By Design
Northern Virginia Regional Commission (lead organization)
Northern Virginia Soil and Water Conservation District
Potowmack Chapter, Virginia Native Plant Society
Prince William Conservation Alliance
Prince William Wildflower Society Chapter, Virginia Native Plant Society
Virginia Coastal Zone Management Program
Virginia Cooperative Extension & Virginia Master Gardeners & Virginia Master Naturalists
Virginia Department of Forestry

Native plant information was provided by the following sources: Flora of Virginia, Virginia Native Plant Society, Lady Bird Johnson Wildflower Center/The University of Texas at Austin, and USFWS Native Plant Center. Special thanks to the collaborative effort of the following authors and reviewers: Margaret Chatham, Suzanne Dingwell, Sheila Ferguson, Margaret Fisher, Cris Fleming, Alan Ford, Caroline Haynes, Joanne Hutton, James McGlone, Corey Miles, Donna Murphy, Beth Polak, Brenda Skarphol, Charles Smith, Elaine Tholen, Carla Thomas, and Nancy Vehrs. The photographers who generously donated their photos are credited on each image. Thank you for this significant contribution!

Design by Virginia Witmer, Virginia Coastal Zone Management Program.



Edition Four, April 2022



The Plant NOVA Natives campaign is part of a Virginia coast-wide regional native plant marketing effort initiated by the Virginia Coastal Zone Management Program. The guide was originally published through grants from the U.S. Department of Commerce, NOAA, to the Virginia Coastal Zone Management Program at the Department of Environmental Quality under the Coastal Zone Management Act. Printing of this fourth edition was funded through sales of the guide, coordinated by the Potowmack Chapter of the Virginia Native Plant Society. This publication cannot be reproduced or reprinted without permission from the Plant NOVA Natives Campaign.



This fourth edition of the Native Plants for Northern Virginia guide presents a larger palette of plants than did earlier editions, in keeping with growing availability of native plants in the nursery trade and from specialist growers.

A selection of many beautiful, resilient, and beneficial plants native to our region is illustrated in the first section of this guide, detailing each plant's characteristics and requirements, and noting some of the wildlife they support. A more comprehensive index of locally native plant species may be found starting on page 52 to guide your choices.

Plants have generally been included only if currently documented in at least two of our four counties by the Digital Atlas of the Virginia Flora. Hence the guide may not include plants commonly sold in the trade as "native."

Please note that the comprehensive index includes as "perennials" some plants that are actually reseeding annuals. Some perennials are short-lived and also depend upon reseeding.

You will want to get to know the species you select for your setting by doing more research, and our resource section directs you to some reliable sources of information.

You will also want to understand something about the soil in which you are planting. Soils in Northern Virginia are quite variable due to the region's diverse geology. Topsoils are often removed during development leaving behind clay-rich subsoils. Before adding anything to your soil other than a top dressing of organic mulch, you should have your soil tested. Contact your county's Cooperative Extension Office or your Soil and Water Conservation District.

Visit www.plantnovanatives.org/ for additional native landscaping guidance and much more.

Thank you for planting Northern Virginia natives!

*Photo left: Snowberry Clearwing, *Hemaris diffinis*, caterpillar on Coral Honeysuckle. Adult moth shown in inset photo. Coral Honeysuckle, *Lonicera semipervans*, is a host and nectar plant for the Snowberry Clearwing. The Snowberry Clearwing moth and Coral Honeysuckle are both featured in the Plant NOVA Natives campaign logo. Photos by Deana Crumbling and Laura Beaty*

*Photo right: The Hummingbird Clearwing moth, *Hemaris thysbe*, pictured nectaring on Wild Bergamot, *Monarda fistulosa*, is also native to Northern Virginia. Photo by Gerco Hoogeweg*



*Cover Photos (center): *Lonicera sempervirens* – Coral Honeysuckle, Dot Field/Virginia Department of Conservation and Recreation, Natural Heritage; (inset images top to bottom) *Kalmia latifolia* – Mountain Laurel, Margaret Chatham/Virginia Native Plant Society; *Fragaria virginiana* – Wild Strawberry, Sue Dingwell/Virginia Native Plant Society; *Euonymus americanus* – Strawberry-bush, Laura Beaty/VNPS; *Claytonia virginica* – Spring Beauty, Judy Gallagher; *Mertensia virginica* – Virginia Bluebell, Laura Beaty/Virginia Native Plant Society.*

Why Northern Virginia Natives Are the Best Choice

Loss of native vegetation and fragmentation of the natural landscape in Northern Virginia have had a significant impact on the ecological integrity of the region. As a result, wildlife habitat, water quality, air quality, and the historical natural character of the landscape have suffered.

Property owners and land managers can make a profound difference in the ecological sustainability of our region by choosing to plant species that are native to Northern Virginia rather than species that are not native to this area.

Whether you are a residential gardener, professional landscaper, or a grounds manager there are many Northern Virginia native plants from which to choose!

Most of the plants featured in this guide are nursery propagated and can be found for sale at some local retail establishments. With increasing demand for natives as more and more gardeners discover their benefits, retailers are offering an ever-widening selection.

Northern Virginia native plants are beautiful. They have appealing foliage, flowers, and berries that can make your landscape unique, attractive, and welcoming, not only for people, but also for local wildlife.

Northern Virginia native plants are easy to maintain and save time and money. Naturally adapted to our local soils and climate, the native plants in this guide require less fertilizer, water, and pesticides, and help reduce the load of chemicals introduced into our environment.

Northern Virginia native plants support wildlife. Birds and butterflies depend on native plants for food, shelter, and reproduction. Your garden can provide habitat and become a sanctuary for these animals. If your neighbors also plant natives, your community will help create the green corridors, or natural pathways, and the food that birds, butterflies, and other wildlife need to sustain themselves as they move across the landscape.

Northern Virginia native plants are beautiful, resilient, and attract the pollinators so critical to our local ecosystems!

Learn more about the Plant NOVA Natives Campaign:

www.plantnovanatives.org



Table of Contents

RESOURCES

Northern Virginia Physiographic Regions	4
New to Natives? How to Get Started	5
Landscaping with Vines	25
Tree Planting and Care	38
Plant NOVA Trees	39
Planting to Attract Pollinators and Birds	40
Native Trees for Bees, Butterflies and Moths	41
Bloom Times: Year Round Beauty and Interest	42
Demonstration Gardens	43
Groundcovers	43
Engaging Children with Native Plants	43
The Right Plants in the Right Place	44
Invasives of Particular Concern in Northern Virginia	48
Deer Resistant Planting	50
Additional Resources	51

THE PLANTS

Perennials (forbs)	6
Grasses, Sedges, and Rushes	19
Ferns	22
Vines	24
Shrubs	26
Trees	32
Index of Northern Virginia Native Plants	52

Key to Terms & Symbols

Light requirement:



Full sun: 6 or more hours sun



Part shade: 2 to 6 hours sun



Full shade: 2 hours or less sun



Groundcover: covers bare soil and serves as living mulch

Soil moisture:



Dry: no signs of moisture



Moist: looks & feels damp



Wet: saturated

Northern Virginia ranges from USDA Plant Hardiness Zones 6b to 8b. All plants in this guide are suitable for this range of climatic conditions.

Wildlife supported by plant:



Food source for birds, including hummingbirds (berries, nectar or insects resident on plant)



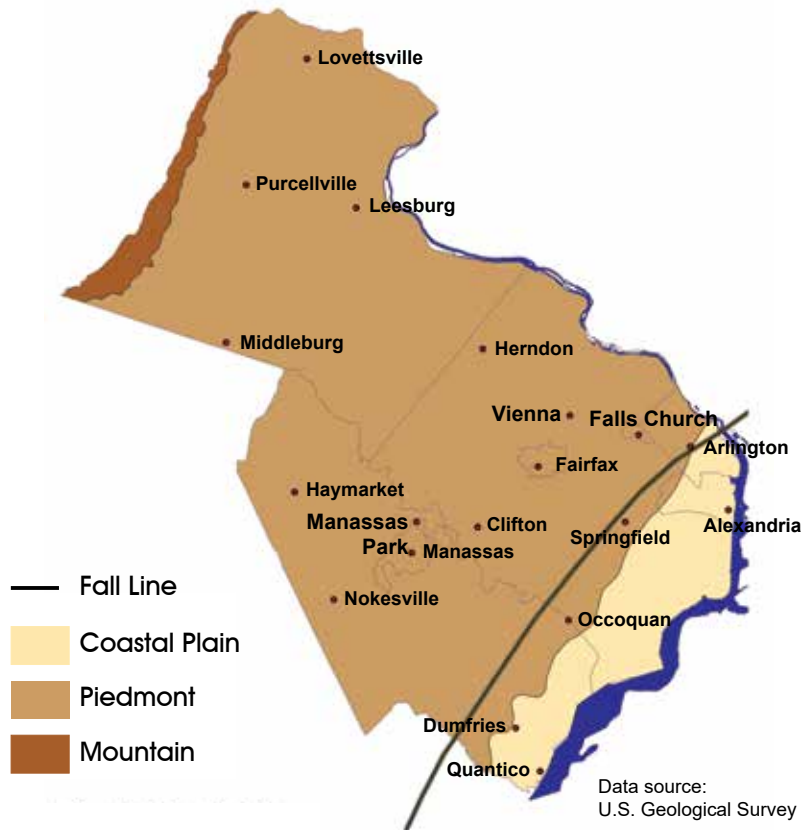
Nectar and pollen source for pollinators - butterflies, moths, bees or other insects



Larval host for butterflies or moths (larva are newly hatched forms of insects before they undergo metamorphosis)

Note: Light and moisture requirements, and habitat values, provided for the species highlighted in this guide are based on partner research and experience with the plants.

Northern Virginia Physiographic Regions & Natural Communities



The Northern Virginia Region

Elevations in Northern Virginia vary from nearly sea level along the Potomac River to almost 2,000 feet in the Blue Ridge Mountains of western Loudoun County. The abrupt change in elevation from the rolling hills of the Piedmont to the flat Coastal Plain is marked by falls or rapids in streams and rivers. This geographic feature is called the Fall Line.

Plant Distributions

Native plant species evolved within specific regions and dispersed throughout their ranges without known human involvement. Over time they have adapted to the unique soils, climate, ecological relationships and interactions with other plants and animals in their region. They are distributed across

the landscape based on a number of conditions – temperature, rainfall, soil fertility, soil moisture, drainage, and amount of light, among others.

Although terms like physiologic region or hardiness zone can describe general conditions across a large area, the local conditions in your yard will determine what will best grow there.

Natural Plant Communities

Two common natural plant communities of the NOVA region are Basic Mesic Forests and Acidic Oak-Hickory Forests. These may provide a blueprint for selecting plants likely to do well in your yard depending on your soil and moisture conditions.

Basic Mesic Forest



Adiantum pedatum, Laura Beaty/VNPS; *Fagus grandifolia*, Gary Fleming/DCRNH; *Tiarella cordifolia*, Gary Fleming/DCRNH; *Asarum canadense*, Judy Gallagher

These communities grow in moderately moist, fertile soils. Dominant trees include Tulip-tree (*Liriodendron tulipifera*), and American Beech (*Fagus grandifolia*), with Spicebush (*Lindera benzoin*) in the shrub layer. Forbs include Common Jack-in-the-pulpit (*Arisaema triphyllum*), Spring Beauty (*Claytonia virginica*), White Wood Aster (*Eurybia divaricata*), Common Wild Ginger (*Asarum canadense*), Heart-leaved Foamflower (*Tiarella cordifolia*) and Northern Maidenhair Fern (*Adiantum pedatum*).

Acidic Oak-Hickory Forest



Quercus alba, Jim McGlone; *Coreopsis verticillata*; *Penstemon digitalis*, Laura Beaty; *Parathelypteris noveboracensis*, Helen Hamilton

Soil conditions in these communities are less fertile and drier. Dominant trees include White Oak (*Quercus alba*), Southern Red Oak (*Quercus falcata*). The understory includes Flowering Dogwood (*Cornus florida*), American Holly (*Ilex opaca*), Pawpaw (*Asimina triloba*), Mountain Laurel (*Kalmia latifolia*) and Maple-leaved Viburnum (*Viburnum acerifolium*). Forbs such as Whorled Coreopsis (*Coreopsis verticillata*), Partridge-berry (*Mitchella repens*), Solomon's-seal (*Polygonatum biflorum*), New York Fern (*Parathelypteris noveboracensis*), Rosy Sedge (*Carex rosea*) and Poverty Oatgrass (*Danthonia spicata*) are often found here.

How to Get Started in Using Northern Virginia Natives



Acidic Oak- Hickory Forest by Gary Fleming/DCR Natural Heritage Program

Taking Inspiration from Nature

Prior to settlement by Europeans, Northern Virginia was dominated by forests and occasional, more open meadows, all with a rich array of plant communities adapted to diverse geological, moisture, and soil conditions. As visible in our state and regional natural areas, parks, and forests, these natural plant communities consist of layers of vegetation that sustain soil health, offer food and shelter to wildlife, moderate temperatures, and provide tranquility to visitors.

- The **tree canopy** is the foundational component of native forest communities with majestic trees soaring up to 100 feet. Oak and hickory species are often dominant.
- **Understory trees and shrubs** fill in under these trees and can include smaller trees such as Eastern Redbud (*Cercis canadensis*), Flowering Dogwood (*Cornus florida*), and Downy Serviceberry (*Amelanchier arborea*), and shrubs such as Maple-leaved Viburnum (*Viburnum acerifolium*) and Wild Azalea (*Rhododendron periclymenoides*).
- **Ground layers of forbs, ferns, and grasses** provide dense coverage to protect the soil in multiple layers, and vary considerably depending on local conditions. Grasses and forbs also make up the dense communities of meadows and open woodlands.

Taking your inspiration from nature, you can recreate a bit of these diverse communities within your own yard, layering trees (canopy trees if you have room), shrubs, and mixes of forbs (perennials), ferns, and grasses. Or you can

create a native plant meadow with a mix of forbs and grasses. Selections of plants with similar soil, moisture, and light requirements will reproduce the self-sustaining benefits found in nature for a beautiful, easy-to-care-for landscape.

Tips for Getting Started

Incorporating natives into your garden can be achieved gradually as you work to maintain and improve your yard for yourself and local wildlife. Here are some ideas:

- Plant lots of woodies - canopy trees if possible, understory trees, and a lively shrub layer. These provide structure to your landscape and habitat for wildlife. Different birds nest at different heights.
- Fill in around these trees and shrubs with native perennials and grasses as a living mulch for the ground layer.
- Such commonly used ornamentals as Asiatic azaleas, hollies, and cherry trees have native counterparts; consider using them instead.
- Mass plants. Plant densely to attract birds and butterflies, and to reduce runoff along any streams near your property.
- Install a swale or a rain garden to slow stormwater runoff and allow the water to be absorbed by your ground.
- In a hot sunny location, create a mini meadow dominated by native grasses, adding accent and color with flowering perennials.
- If located near a park or natural area, consider how to connect your property and expand that natural area.
- Let nature work for you, take advantage of common plants such as the Common Violet that are already on your property.
- Find sellers of native plants on www.plantnovanatives.org.

Mobile App Northern Virginia Native Plant Search

A mobile-adapted plant search function can be found on the Plant Northern Virginia Natives campaign website for those times when you are shopping for plants and don't have this guide with you.

You can search by plant name, by wildlife value, by sun, moisture, and soil requirements. Deer resistance information is included when available, as well as gardening tips, pH, and physiographic region of origin.

www.plantnovanatives.org

Perennials (Forbs)

Aquilegia canadensis • Wild or Eastern Red Columbine



Margaret Chatham/VNPS



- 1–3 ft.
- Nodding, red and yellow bell-like flower with upward spurred petals in April–May, occasionally June
- Sun to part shade
- Sandy, well-drained soils, medium loam, sandy loam rocky outcrops
- Naturally found in dry rocky woodlands to moist, well-drained forests

Short-lived plant, but readily self-sows. Backward-pointed tubes, or spurs, of the flower contain nectar that attracts long-tongued insects and hummingbirds especially adapted for reaching the sweet secretion.

Stunning flower. Attracts hummingbirds, bees, butterflies, and hawk moths. Larval host to Columbine Duskywing.

Aruncus dioicus • Goatsbeard (Eastern Goat's-beard)



Gary Fleming/DCR Natural Heritage Program



- 3–6 ft.
- Large, feathery clusters of small, white flowers in May–June
- Part sun to shade—subject to sun scald when not moist enough
- Moist to wet soils; tolerates seasonal flooding
- Naturally found in rich woods, ravines, wooded roadsides, clearings

Needs space; good for large-scale displays massed in a drift down a slope. Aruncus, from the Greek arynkos (goat's beard), refers to the showy, finger-like flower clusters, which form feathery masses of all male or all female flowers. Male plants have showier flowers.

Attracts butterflies. Larval host to Dusky Azure (*Celastrina nigra*) butterfly.

Arisaema triphyllum • Common Jack-in-the-pulpit



Margaret Chatham/VNPS



- 1–3 ft.
- Large, cylindrical, green hooded flower, some with brown stripes inside in April; fruit a cluster of bright red berries in late summer; only large (female) plants set fruit; smaller (male or non-blooming) plants may disappear in dry summers
- Part shade to full shade
- Moist to wet soils
- Naturally found in humus-rich woods, bottomland forests

Excellent woods-garden plant. Very easy to cultivate in variety of conditions.

Grows most vigorously in moist, shady, seasonally wet locations. Plants shift sex depending on water resources available. This species may act like a spring ephemeral.

Asarum canadense • Common Wild Ginger



Judy Gallagher



- 4–8 in.
- Reddish to greenish brown flower at ground level beneath leaves in April–May
- Part shade to full shade
- Moist, rich soils
- Naturally found in woodlands

Can create a dense ground cover on the woodland floor. Seed dispersed by ants.

Larval host of the Pipevine Swallowtail (*Battus philenor*) butterfly.

Asclepias incarnata • Swamp Milkweed



Ginny Yacovissi/VNPS



- 2–5 ft.
- Pink, purple flowers in May–August
- Full sun to part shade
- Moist to wet, rich soils
- Naturally found in wet freshwater areas such as meadow, field, riparian area, swamp, marsh

Good plant for wetland gardens. The genus was named in honor of Aesculapius, Greek god of medicine, because some species have long been used to treat a variety of ailments.

Swamp Milkweed's showy flower clusters attract butterflies and hummingbirds. It is an important food source for the Monarch caterpillar (*Danaus plexippus*).

Baptisia australis • Blue Wild Indigo



Laura Beaty/VNPS



- Up to 5 ft.
- Blue-purple and pea-like in April–May
- Full sun to part shade
- Moist, usually sandy acidic soil
- Naturally found in dry to moist open woods, streambanks, floodplains

Like other members of the pea family, microorganisms that inhabit nodules on the plant's root system produce nitrogen compounds necessary for the plant's survival.

Special value to bumble bees and other native bees.

Asclepias tuberosa • Butterfly Weed



Dot Field/DCR Natural Heritage Program



- 1–2 ft.
- Yellow-orange to bright orange in May–September
- Full sun to part sun
- Moist or dry, well-drained sandy soils
- Naturally found in dry/rocky open woods, glades, fields and roadsides

Easily grown from seed, but may take 2-3 years to produce flowers. Mature plants may freely self-seed in the landscape if seed pods are not removed prior to splitting open. Does not transplant well due to its deep taproot and is probably best left undisturbed once established. Although it is sometimes called Orange Milkweed, this species has no milky sap.

As its common name suggests, Butterfly Weed attracts butterflies, and is a larval host and nectar source for the Monarch Butterfly (*Danaus plexippus*). Tolerates drought.

Baptisia tinctoria • Yellow Wild Indigo



Ken Lawless



- 1–3 ft.
- Yellow pea-like; May–July
- Full sun
- Dry, loam, sandy, acidic soils
- Naturally found in dry open woods and clearings

The genus name, from the Greek baptizein (to dye), refers to the fact that some species are used as an inferior substitute for true indigo dye.

A larval host for the rare Frosted Elfin (*Callophrys irus*) and Wild Indigo Duskywing (*Erynnis baptisiae*) butterflies.

Perennials (Forbs)

Chelone glabra • White Turtlehead



Trista Imrich/Wild Works of Whimsy



- 2–4 ft.
- White, pink in August–October
- Full sun to full shade
- Light, rich, wet to moist soils
- Naturally found in brushy marshes, stream banks, wet ditches, low meadows, woodlands

The distinctive shape of this flower is reflected in the genus name, derived from the Greek chelone (tortoise). The related Chelone obliqua (often sold as C. lyonii) has pink inflorescences.

Nectar source for butterflies and humminbirds.

Claytonia virginica • Spring Beauty, Virginia Spring Beauty



Judy Gallagher



- 4–8 in.
- Pink or whitish flowers, striped with dark pink, in loose clusters in March–May
- Part to full shade
- Rich, moist soils; prefers high humus
- Naturally found in rich woods, thickets

Plant disappears from above ground shortly after the seed capsules have ripened, but does not leave a large gap in the garden. It grows from an underground tuber like a small potato; this has a sweet, chestnut-like flavor. Native Americans and colonists used them for food.

This most attractive spring perennial is spectacular in large patches. Seeds dispersed by ants.

Chrysogonum virginianum • Green and Gold



Irvine Wilson/DCR, Natural Heritage Program



- 6 in.–1 ft.
- Part shade
- Yellow, daisy-like blooms, spring into summer
- Moderately moist, well-drained to drier soils
- Naturally found in upland forests and woodlands

A low growing, low maintenance member of the aster family, this plant makes a beautiful ground cover. Good choice for naturalized areas and woodland gardens. Clumps can be separated. Spreads by stolons and runners.

Beautiful semi-evergreen groundcover for shady areas. Flowers for a long time. Lovely planted along the edge of a woodland path.

Coreopsis verticillata • Whorled or Threadleaf Coreopsis



Sue Dingwell/VNPS



- 6 in.–3.5 ft.
- Yellow in May–August
- Full sun to part sun
- Dry, well-drained primarily acidic soils
- Naturally found in dry, open woods

This very popular garden plant since the 19th century has delicate, dark-green leaves divided into thread-like segments and showy, long-blooming flower heads with yellow centers. Provide a sunny, well-drained site and you'll be rewarded with hardy, long-lived, long-blooming plants that are also drought-tolerant. This plant spreads by rhizomes.

Attracts butterflies. Birds eat seeds. Drought tolerant.

Dicentra eximia • Wild Bleeding Heart



Sue Dingwell/VNPS



- 1–2 ft.
- Deep pink, drooping heart-shaped flowers in April–June, some flowers through the summer
- Part shade to full shade
- Rich, moist soils
- Naturally found in rocky woods and cliffs, rich woods

Naturalizes by reseeding when happy. Dislikes wet soils in winter and dry soils in summer.

Attracts birds and bees.

Eutrochium fistulosum • Hollow Joe-pye-weed



Sally & Andy Wasowski/Lady Bird Johnson Wildflower Center



- 2–8 ft.
- Tiny, pale pinkish-lavender florets in July–September
- Full sun to part shade
- Moist to wet well-drained, humus-rich, sandy & clay soils
- Naturally found in alluvial woods and meadows, bogs, marshes, stream banks

Joe Pye weed has outstanding ornamental attributes. It is a substantial plant that needs space, but when planted in groups or massed can provide spectacular flowering and architectural height.

Attracts birds and numerous pollinators. Special value to native bees.

Eurybia divaricata • White Wood Aster



Sue Dingwell/VNPS



- 6 in.–3.5 ft.
- August–October
- Full or dappled shade
- Moist, loam, sandy, acidic soils; good drainage essential
- Naturally found in moist to dry woods

The delicate, airy clouds of white wood aster are a must-have for every fall garden. This lovely aster is among the first to bloom in late summer. Small, white, daisy-like flowers with yellow centers that fade to red are borne atop dark green to black stems. A vigorous grower it is a favorite for attracting wildlife.

Attracts butterflies. Lovely in masses.

Fragaria virginiana • Wild Strawberry



Sue Dingwell/VNPS



- Up to 1 foot
- Loose cluster of small, white, five-petaled flowers followed by tasty, wild strawberries in April–June
- Full sun to part shade
- Dry soils
- Naturally found in woodlands, clearings, meadows

Cultivated strawberries are hybrids developed from this native species and the South American one. Not to be confused with the non-native False Strawberry, which has yellow flowers. Attracts predatory or parasitoid insects that prey upon pest insects.

Attracts butterflies, larval host to Gray Hairstreak. Special value to native bees.

Perennials (Forbs)

Geranium maculatum • Wild Geranium, Spotted Geranium



Judy Gallagher



- 8–28 in.
- Lavender flowers are in loose clusters of 2–5 in April–June
- Full sun to part shade
- Moderate, highly acidic to calcium-rich soils
- Naturally found in upland and floodplain forests

Unlike most other spring bloomers, Wild Geranium retains its attractive foliage all season long. Genus name comes from the Greek word geranos meaning crane in reference to the fruit that purportedly resembles the head and beak of a crane. Needs moisture if sited in full sun.

Attracts birds. Special value to bumble bees and other native bees.

Helianthus angustifolius • Narrow-leaved Sunflower



Ken Lawless



- 3–6 ft.
- Yellow in September–October
- Full sun to part shade
- Moist to wet soils
- Naturally found in bogs, ditches, clearings

Narrowest-leaved sunflower.

Attracts birds and native bees.

Helenium autumnale • Common or Autumn Sneezeweed



Lucile Kossodo/John Clayton Chapter, VNPS



- 1.5–5 ft.
- Yellow daisy-like flowers with fan-shaped rays in July–November
- Sun
- Moist, clay soils
- Native to open meadows, bogs, along streams and ponds; wet meadows

Sneezeweed does not cause sneezing. The common name is based upon the former use of its dried leaves in making snuff, inhaled to cause sneezing that would supposedly rid the body of evil spirits. The leaves, flowers, seeds are poisonous to humans, and toxic if eaten in large quantities.

A beautiful attraction to your landscape with many elongate leaves and numerous flower heads which attract butterflies and bees.

Heuchera americana • American Alumroot



Laura Beaty/VNPS



- Leaves up to 6 in.; flowering stems 1–2 ft.
- Leafless, hairy, sticky flower stalk rises
- 18–36 in. and surrounds its upper third with loosely grouped, minute, greenish, cup-shaped flowers in April–June
- Part shade to full shade
- Dry to moist soils
- Naturally found in rocky woodlands and outcrops of various geologic formations; tolerant of a range of rock types and chemistries

Attracts small bees.

This species has interesting foliage. It is a good rock garden plant and a good groundcover in shady gardens. It also grows well in pots. Deer resistant.

Perennials (Forbs)

Hibiscus moscheutos • Swamp or Eastern Rose-mallow



Dot Field/DCR Natural Heritage Program



- 3–6 ft.
- Creamy-white flowers in July–September
- Full sun to part shade
- Wet or moist soils
- Naturally found in swampy forests, meadows, freshwater marsh edges

Clumps of hibiscus start to grow late in the season and flower over a long period in late summer.

Strikingly showy species. Nectar source for hummingbirds.

Iris cristata • Dwarf Crested Iris



Gary Fleming/DCR Natural Heritage Program



- 4–16 in.
- Blue-violet or, less often, white flower in April–May
- Part shade to full shade
- Dry to moist, rocky, acidic and basic soils
- Naturally found in woodlands, sometimes in mountain hollows and ravines

Colonizes by rhizomes. You can separate plants as desired.

Lovely woodland cover that attracts bees and hummingbirds.

GENUS: *LIATRIS*



A genus in the Aster family that belies the notion that straight native plants can't compete with cultivars or non-natives for showiness or beauty. All of these plants produce a large spike of lilac flowers that are a stunning garden accent or can be cut and grouped as a centerpiece. Not only are they beautiful, but they are important nectar plants for hummingbirds and butterflies, and are especially good for native bees.

Though generally thought of as a midwestern prairie plant, the species below are native to Northern Virginia.

- | | |
|----------------------------------|--|
| <i>Liatriis pilosa</i> | Grass-leaf Blazing Star, Grass-leaf Gayfeather |
| <i>Liatriis scariosa</i> | Large Blazing Star, Eastern Blazing Star |
| <i>Liatriis spicata</i> | Dense Blazing Star, Gayfeather, Blazing Star |
| <i>Liatriis squarrosa</i> | Scaly Blazing Star, Plains Blazing Star |



Sue Dingwell/VNPS

Perennials (Forbs)

Lilium superbum • Turk's-cap Lily



- 4–8 ft.
- Red, orange, yellow in July–September
- Full sun
- Moist, loam, sand, acidic soils; good drainage essential
- Naturally found in meadows, swamps, wood's edge

The recurved sepals and petals, which presumably resemble a type of cap worn by early Turks, and the showy extruded stamens are distinctive features. Indians used the bulbs for soup.

Largest and most spectacular of the native lilies of our region; up to 40 flowers have been recorded on a single plant.

Lobelia siphilitica • Great Blue Lobelia



- 1.5 - 4 ft.
- Lavender-blue, tubular flowers crowded together on the upper stem from July–October
- Full sun to part shade
- Moist to wet clay, loam or sandy soils
- Naturally found in moist woodlands, meadows, swamps

This blue counterpart of the Cardinal Flower (Lobelia cardinalis) is a most desirable plant for woodland gardens, especially as it blooms bright blue in late summer. This species is not drought tolerant. Attracts predatory or parasitoid insects that prey upon pest insects.

Attracts birds and hummingbirds. Special value to bumble bees and other native bees.

Lobelia cardinalis • Cardinal Flower



- 1–4 ft.
- Red in July–October
- Full sun to full shade
- Moist to wet, humus-rich, sandy & clay soils
- Naturally found in low areas, woodlands edge, stream banks, roadsides, meadows

Short-lived perennial that self sows. The common name of this flower alludes to the bright red robes worn by Roman Catholic cardinals.

Valued for its ornamental blooms and color. Attracts birds. Depends on hummingbirds, which feed on the nectar, for pollination.

Maianthemum racemosum • False Solomon's-seal



- 1–3 ft.
- Tiny white flowers at tip of stem (a 1–4 inch plume or panicles) March–June, followed by bright red berries
- Part shade to full shade
- Well-drained, medium to moist, slightly acidic soil
- Naturally found in deciduous woods, shaded banks and ditches

A typical woodland plant in much of NOVA and beautiful choice for home landscaping in lightly shaded settings. It spreads by rhizomes but not aggressively enough to ever be invasive. Multiple arching stems, 1–3 feet long, grow from a single parent plant, making it a good option for a taller ground cover.

Birds are attracted to the berries, which last through late summer and into the fall.

Mertensia virginica • Virginia Bluebell, Virginia Cowslip



Gary Fleming/DCR Natural Heritage Program



- 8–28 in.
- Lavender-blue, bell-shaped in March–May
- Well-drained moist soils
- Part shade to full shade
- Naturally found in floodplains, slope forests

This species is ephemeral, which means that its foliage dies back in summer. Interplant with other perennials. Reseeds freely. When it grows in masses, this species makes a spectacular show.

Pollinated by long-tongued bees, but supports many other early pollinators.

Monarda didyma • Scarlet Beebalm, Oswego Tea



Rochelle Bartolomei/VNPS



- 2–4 ft.
- Scarlet-red, tube-shaped, tightly clustered flowers in July–September
- Full sun to part shade
- Moist to periodically wet, acid soils
- Naturally found in creek banks, meadows, floodplains, woods

Linnaeus named the genus Monarda in honor of a 16th century Spanish physician and botanist, Nicolas Bautista Monardes (1493-1588). Monardes never traveled to the Americas but was able to study medicinal plants of the New World brought back by Spanish explorers.

Attracts hummingbirds, butterflies. Special value to bumble bees and other native bees.

Mitchella repens • Partridge-berry



Dot Field/DCR Natural Heritage Program



- 1–4 in., creeping
- Pinkish-white, tiny trumpet in May–July; red berry in July–December
- Part shade to full shade
- Dry or moist, humus-rich, sandy or loamy, acidic soils
- Naturally found in woods; stream banks; sandy slopes

All parts of this evergreen plant are dainty. Native American women drank tea made from the leaves as an aid in childbirth.

Berries are consumed by a variety of birds and mammals. Use as groundcover under acid-loving shrubs.

Oenothera fruticosa • Narrow-leaf Sundrops, Southern Sundrops



Irvine Wilson/DCR Natural Heritage Program



- 1–3 ft.
- Golden-yellow in May–September
- Full sun
- Moist, well-drained soils
- Naturally found in woods, roadsides, meadows

This plant spreads rapidly under favorable conditions, but does not usually become aggressive.

Attracts birds and hummingbirds.

Perennials (Forbs)

Opuntia humifusa • Eastern Prickly-pear



Dot Field/DCR Natural Heritage Program

Attracts pollinating bees. A striking plant with beautiful, showy flowers.



- 1-2.5 ft., evergreen with 1–3 levels of flattened pads, each up to 10 ins. long, 7 ins. across, and 1.5 in. thick
- One or more yellow buds form on top of a pad and each produces a single satiny-yellow flower about 3–4 in. across followed by a pear-like fruit in late spring to mid-summer
- Full sun
- Dry, sandy soil
- Naturally found in rock outcrops

Although each flower only lasts a single day, a colony may bloom for a month in late spring to mid-summer. Start new plants from pads for faster results than seeding.

Packera aurea • Golden Ragwort, Heartleaf Ragwort



Sue Dingwell/VNPS

Attracts butterflies and bees.



- 1–3 ft.
- Golden-yellow, daisy-like in March–May
- Full sun to full shade
- Dry or moist, loam, sandy, rich acidic soils
- Naturally found in floodplain forests

Fragrant, evergreen groundcover, energetic spreader. Toxic to humans—do not consume.

GENUS: *PHLOX*

Two of the Phlox species native to Northern Virginia – Moss Phlox and Garden Phlox - are very familiar to gardeners. Both have been in cultivation for three centuries and are staples of every garden center, where cultivars are sold in a variety of colors. Woodland Phlox is gaining in popularity because its leaves make an excellent evergreen groundcover. Any garden planted with just these three species would have nearly continuous blooms from early April to early fall. Meadow Phlox (*Phlox maculata*) is similar to Garden Phlox but less commonly found for sale.



Gary Fleming/DCR Natural Heritage Program

Phlox divaricata • Wild Blue or Woodland Phlox



- .25 ft. evergreen groundcover for sun (Flower stems .75-1 ft.)
- Fragrant, lavender, pink or blue flowers in April-May
- Filtered sunlight to light shade
- Rich, sandy or rocky, well-drained soils



Margaret Fisher

Phlox paniculata • Garden, Summer or Fall Phlox



- 2-4 ft
- White, pink or lavender flowers from late May to October
- Some cultivars more susceptible to downy mildew than other
- Popular with hummingbirds and butterflies



Nancy Vehrs

Phlox subulata • Moss Phlox, Moss Pink



- .25-.5 ft
- White, pink or blue flowers in April
- Often used to cover banks
- Groundcover for full sun

Native Plants for Northern Virginia

GENUS: *PYCNANTHEMUM* - Mountain Mints

Pycnanthemum incanum ● Hoary Mountain-mint



Gary Fleming, DCR Natural Heritage Program

Pycnanthemum muticum ● Clustered Mountain-mint



Gary Fleming, DCR Natural Heritage Program

Pycnanthemum tenuifolium ● Narrow-leaf Mountain-mint



Margaret Chatham/VNPS

Mountain mints in bloom are covered with a spectacular variety of butterflies, bees, wasps, and moths. The genus name, *Pycnanthemum*, means densely flowered. Like other members of the mint family, these species have clusters of flowers that bloom progressively over a long period of time. They spread generously by rhizomes making this plant a wonderful mass of blooms in summer. *Pycnanthemum* has a minty aroma when the leaves are crushed. These plants have no serious insect or disease problems. They are an adaptable, hardy, and interesting plant in the border, meadow, herb garden, or naturalized areas such as areas near streams. They are also an alternative to invasive, non-native Oxeye Daisy (*Leucanthemum vulgare*) which is an aggressively spreading plant that decreases native plant diversity where it takes hold.

HEIGHT: *P. incanum*, 3–6 ft.; *P. muticum*, 2–3 ft.; *P. tenuifolium*, 2–3 ft.

FLOWERS: July–September

LIGHT: sun to part shade (blooms best in full sun)

SOILS: *P. incanum*, average dry to moist, well-drained soils; *P. muticum*, fertile, moist, well-drained soils; *P. tenuifolium*, average, dry to moist, well-drained soil

Genus name comes from Greek *pyknos* meaning dense and *anthos* meaning flower for its densely packed flowers. Mountain mints are attractive, easy to grow, and they are deer resistant!

Perennials (Forbs)

Penstemon hirsutus ● Hairy Beard-tongue



Gary Fleming, DCR Natural Heritage Program

- 1–2 ft.
- Showy purple tubular flowers in May–June
- Full sun to light shade
- Medium, loamy soils
- Naturally found in wood margins, fields and other open, disturbed habitats

Relatively long bloom period on a well-behaved plant with handsome shiny leaves. Reseeds. Tolerates deer and drought.

Attracts hummingbirds. Special value to bumble bees and other native bees.

Podophyllum peltatum ● Mayapple



Margaret Chatham/VNPS

- 8 in.–1.5 ft.
- Solitary, nodding, white to rose-colored flower; 6–9 waxy white petals in March–May; followed by large, fleshy, lemon-shaped berry
- Part shade to full shade
- Moist to dry, humus-rich soils
- Naturally found in deciduous woods, shaded banks and various moist disturbed habitats

Spreads by roots. This species is ephemeral, which means that its foliage dies back in summer. All parts contain toxins, some of which have medicinal applications.

Cross-pollinated by bees. New colonies started by box turtles, which consume the yellow fruit and thereby spread the seed.

Perennials (Forbs)

GENUS: *RUDBECKIA*



Mary Freel/VCE

Rudbeckia species, including Black-eyed Susan, Brown-eyed Susan, Green-headed Coneflower, and Orange Coneflower, are easy to grow and low maintenance plants that are tolerant of most soils. They occur in fields, meadows, and roadsides. Some are shorter lived, but all re-seed and establish clumps.

- 1.5–4 ft.
- Yellow rays around a dry, woody “cone” in July–September
- Full sun to part shade
- Moist to dry, clay, loam, sandy soils

Shown: *Rudbeckia fulgida*, Orange Coneflower. The seedheads of *Rudbeckia* species are a favorite food source for goldfinches and chickadees.

Scutellaria integrifolia ● Hyssop Scullcap



Seig Kopinitz/John Clayton Chapter, VNPS

- 1–2 ft.
- Bluish-lavender showy 2-lipped flowers (arched upper lip and flaring lower lip) in May–July; flowers grow in clusters with separate flowers attached by short stalks at equal distances along a central stem
- Sun
- Wet to moist soils
- Naturally grows in moist to dry forests, floodplain forests and alluvial swamps, seepage swamps, depression swamps and ponds, wet flatwoods, wet meadows, and other low, disturbed habitats

The many different Scullcaps are recognized by the tiny projection, or hump, on the top of the calyx surrounding the base of the flower.

Self-sows and spreads easily through seeds.

Ruellia caroliniensis ● Carolina or Common Wild-petunia



James McGlone/VDOF

- 0.5–3 ft.
- Light purple flowers, May–August
- Full sun to full shade
- Moist soils
- Naturally found in roadsides, thickets, open woodlands

It is moderately tolerant of salt and likes a higher pH. Makes a good plant for the area between sidewalks and streets. It is late to break dormancy in spring, and its seeds disperse explosively when ripe, so it may pop up in unexpected places mid-summer.

Attracts a range of bees and swallowtail butterflies.

Sedum ternatum ● Wild Stonecrop, Woodland Stonecrop



Gary Fleming/DCR Natural Heritage Program


- 2–8 in.
- White with five, pointed petals in April–June
- Part shade
- Well-drained, base-rich soils
- Naturally found in upland forests, shaded ledges and rock outcrops

Rock-loving, prostrate, spreading ground cover. Cuttings readily root and may be taken from sterile shoots at any time during the growing season. Easy to propagate.

Bees, wasps, and flies visit flowers.



Solidago
Deana Crumblin



A genus of 90 to 110 species commonly known as goldenrod. **Goldenrods** are mostly yellow late-summer and fall-blooming flowers with a variety of shapes. They provide late season food for bees and butterflies and may attract predatory or parasitoid insects that target pest insects. Goldenrod, with its brilliant fall flowers, is often mistakenly believed to cause hayfever; the real offender is ragweed, which blooms at the same time with inconspicuous flowers and wind-blown pollen.

Goldenrods average one to four feet in height, but some species can reach eight feet. They grow in a broad range of light and moisture conditions on a variety of soils. The following species will add splashes of yellow and gold to home gardens and other cultivated landscapes.

Species that grow in a range of part shade/part sun:


- Solidago caesia** Blue-stemmed or Weath Goldenrod
- Solidago flexicaulis** Zig-zag Goldenrod
- Solidago nemoralis** Gray, Dwarf, Old Field Goldenrod
- Solidago odora** Sweet Goldenrod

Species that prefer full sun:

- Euthamia graminifolia** Flat-top Goldenrod
- Solidago altissima** Tall Goldenrod, Late Goldenrod
- Solidago juncea** Early Goldenrod
- Solidago rugosa** Rough-stemmed or Wrinkle-leaf Goldenrod



Symphyotrichum
Dot Field/DCR Natural Heritage Program




A genus of about 90 species of herbaceous annual and perennial plants in the composite family (*Asteraceae*) that were formerly treated within the genus *Aster*. The majority are native to North America. They attract a high number of native bees, bumblebees, and honeybees, as well as butterflies and skippers. Smooth Blue Aster is a larval host for the Pearl Crescent (*Phyciodes tharos*) butterfly.

- Symphyotrichum cordifolium** Heart-leaved Aster, Blue Wood Aster
- Symphyotrichum laeve (Aster laevis)** Smooth Blue Aster, Smooth Aster
- Symphyotrichum lateriflorum** Calico Aster
- Symphyotrichum novae-angliae** New England Aster
- Symphyotrichum novi-belgii** New York Aster

Shown: *Symphyotrichum novae-angliae*, New England Aster.



Viola
Judy Gallagher



A genus of over 500 species worldwide, with 30 species native to our region and commonly known as violets. Violets are small plants that come in a variety of flower colors, leaf shapes and forms. They provide nectar for bees and are host plants for several fritillary butterflies. Ants spread their seeds.

Two common and vigorous species (***V. sororia*** and ***V. bicolor***) may be used in low maintenance settings such as meadows and naturalized lawns. The easy-care, attractive species listed here can be used as fillers among taller plants and will add color to spring and early summer gardens.

- Viola cucullata** Marsh Blue Violet --- flowers April–June, moist conditions, marsh, riverbank
- Viola labradorica** Dog Violet (*V. conspersa*) --- flowers late Mar–May
- Viola pedata** Bird's-foot Violet --- flowers March–June, deeply cut leaves, dry forests and clearings
- Viola pubescens** Yellow Violet --- yellow flowers March–May, well drained rich soils
- Viola sagittata** Arrow-leaved Violet --- flowers April, narrow shaped leaved
- Viola striata** Striped Violet, Cream Violet --- vigorous habit, blooms later and longer than most

Perennials (Forbs)

Sisyrinchium angustifolium • Narrow-leaved Blue-eyed-grass



- 8–20 in.
- Delicate, blue or deep blue-violet flowers with yellow centers in April–June
- Full sun to part shade
- Moist to dry, poor to average soils
- Naturally found in upland forests, meadows, fields, woods

Member of the Iris family. Deciduous. Avoid heavy mulch. Reseeds and can form thick stands over time.

Songbirds eat the seed. Drought tolerant.

Tiarella cordifolia • Foamflower



- 6–12 in.
- Tiny, white flowers with very long stamens appear in airy racemes in April–June; leaves turn a nice reddish bronze in fall
- Part shade to full shade
- Organically rich, moisture-retentive soils
- Naturally found in cool, moist, deciduous woods; stream banks

Foamflower is a sturdy groundcover. It spreads by underground rhizomes or by expanding clumps, depending on the cultivar. Genus name comes from the Greek “tiara” meaning a small crown in reference to the form of the fruit.

Handsome, often variegated, foliage and extended spring bloom make this a winner for the shady border

Vernonia noveboracensis • New York Ironweed



- 3–6 ft.
- Red-purple flowers in July–September
- Full sun to part shade
- Found in moist soils in the wild, but will flourish in regular or dry soil; tolerates clay and neutral to acidic conditions
- Naturally found in floodplain forests, riverbanks, meadows, roadsides

As a tall, narrow deer-resistant plant, it is suited for the back of the border or tight spaces.

Flowers attract butterflies and seed heads attract birds. Special value to native bees.

Zizia aurea • Golden-alexanders



- 1–2 ft.
- Flat-topped clusters of tiny, yellow flowers in April–May
- Full sun to full shade
- Moist to wet soils
- Naturally found in floodplain forests, marshes, clearings

This evergreen groundcover supports predatory or parasitoid insects that prey upon pest insects.

Attracts butterflies. Larval host to Black Swallowtail (*Papilio polyxenes*). Special value to native bees.

Grasses, Sedges and Rushes

Danthonia spicata • Poverty Oatgrass



Helen Hamilton/John Clayton Chapter, VNPS



- 4–24 in.
- May–July
- Sun, part shade, shade
- Sand, rocky shallow, compacted, poor soil, well-drained, acid-moderate soils
- Native to rocky, shallow, or compacted moist to dry soils in open forests, woodlands, barrens, outcrops, clearings, old fields, pastures, roadsides

Poverty Oatgrass' tufts of curly leaves provide winter interest. It is being evaluated as an alternative turf, and is valuable for stabilization of disturbed soil. It is named for French botanist Etienne Danthoine.

Native Oatgrasses host various native caterpillars, including the Indian Skipper butterflies (*Hesperia sassacus*).

Eragrostis spectabilis • Purple Love Grass



Phillip Merritt/John Clayton Chapter, VNPS



- 8–18 in.
- Purplish red panicles appear in August–October
- Full sun
- Dry to moist sandy soils
- Naturally found in woodlands, fields

Drought tolerant and can grow in harsh conditions. Best in masses, where it creates a lovely purple haze in seed.

Larval host to Zabulon Skipper (*Poanes zabulon*). Seed consumed by birds and other wildlife.

Elymus hystrix • Bottlebrush Grass



Gary Fleming/DCR Natural Heritage Program



- 2 – 4 ft.
- May – August
- Sun to part sun or light shade
- Moist to dry; tolerates heavy clay and alkaline soils
- Naturally found in mesic to (primarily) dry forests, woodlands and barrens

Does well in a woodland garden with other species that grow in filtered light. Together, the groups of spikelets resemble a bottlebrush, hence the common name. The species name, from the Greek hystrix (hedgehog), aptly describes the bristly spikelets. This grass is sometimes known as Hystrix patula.

Attracts butterflies. Larval host to Northern Pearly-eye (*Enodia anthedon*) butterfly.

Juncus effusus • Common Rush, Soft Rush



Phillip Merritt/John Clayton Chapter, VNPS



- 8–18 in.
- Clusters of very small, greenish-brown, scaly flowers in July–September
- Full sun to full shade
- Dry to wet sandy soils
- Naturally found in swamps and damp open ground

Juncus provides the same design effect as other ornamental grasses, but with a lot more substance and definition because the blades are tubular rather than flat. Their blue green foliage makes a striking contrast combined with bright flowering plants. Juncus can survive intermittent dry spells and also thrives in constantly wet areas where most plants would fail.

Birds find shelter among the stems.

Grasses, Sedges and Rushes

Muhlenbergia capillaris • Hair-awn Muhly, Long-awn Hairgrass



Margaret Fisher



- 2 – 3 ft.
- August – October
- Sun to part sun
- Average to dry soil; needs very good drainage, especially in winter
- Naturally found in dry rocky, open woodlands, clearings, outcrops, roadsides

The spikelets of this grass are purple. In fall the plant takes on a stunning feathery, deep pink to lavender hue. Germinates well and grows easily. Collect seed in November when they start to lose the pink color. Use a comb so as to not damage the appearance of plants.

Hair-awn Muhly functions well in meadow gardens and as a general garden plant.

Schizachyrium scoparium • Little Bluestem



Gary Fleming/DCR Natural Heritage Program



- 1.5–4 ft. very dense mounds
- White seedhead in August–October
- Full sun to light shade
- Dry, well-drained, sandy, clay, or loam soils
- Naturally found in woodland edges, hillsides, slopes, open areas

Wonderful planted en masse. This grass provides a changing visual dynamic that ranges from blue-green stems in late summer to radiant mahogany-red, white-tufted seed heads in fall. A reddish-tan color persists during winter.

In winter the seeds, fuzzy white at maturity, are of particular value to small birds.

Panicum virgatum • Switchgrass



Helen Hamilton/John Clayton Chapter, VNPS



- 3–6 ft.
- Red-purple seed head in August–October
- Sun
- Dry to moist, sandy, clay or loam soils; poor drainage is OK
- Naturally found in open areas and along streambanks

Switchgrass is a clump-forming, warm-season grass with bright green leaves up and down the stem, turning bright yellow in fall. Grows in large clumps, with many persistent, curly leaves. It is pollinated by wind. It has become of major interest as a source of biofuels and to revegetate surfaces such as mined land.

Attracts birds and butterflies. Host plant for the Delaware Skipper (*Anatrytone logan*) and the Dotted Skipper (*Hespera attalus*). Can also provide garden accent.

Sorghastrum nutans • Indian Grass



Margaret Chatham/VNPS



- 1.5–8.5 ft.
- Leaves turn brilliant mauve, red, and purple in September–November and provide attractive early fall color
- Full sun
- Dry to moist; tolerates range of soil chemistries
- Naturally found in prairies, slopes, borders of woods

Birds eat seeds through the winter.

GENUS: CAREX - Sedges

A wider range of native carex species is becoming available in the nursery trade. Once established, they make handsome, sturdy and easy-care groundcovers, offering wildlife value for both sunny and shady locations. Sedges, like grasses, offer contrasts in texture to ferns and other perennials in mixed borders. They range from fine to wide-leaved, and serve as good alternatives to non-native liriopes. Like liriopie, most benefit from a trim in late winter. Many sedges host larvae for skipper butterflies and other specialist pollinators.

- **Carex blanda, Eastern Woodland Sedge:** is a slow-growing, cold-tolerant sedge that thrives in acidic soils; its flowers are inconspicuous.
- **Carex crinita, Long-fringed Sedge:** has interesting differentiated male and female flowers that droop decoratively. In addition to attracting birds, it is happy in any light conditions and in transitionally damp soils.
- **Carex glaucoidea (flaccosperma), Blue Wood Sedge:** is adaptable to a wide range of soils and light conditions and is a lovely accent or edging plant.
- **Carex laxiculmis, Creeping Sedge:** features low maintenance, a low growth habit, deer resistance and a tolerance for wet soils (it needs more moisture than glaucoidea). Despite its common name, it is politely slow to colonize an area, which it does through underground rhizomes.
- **Carex pennsylvanica, Pennsylvania Sedge:** makes a lovely groundcover and is sometimes used as a lawn substitute.
- **Carex plantaginea, Plantain-leaved Sedge,** also referred to as "Seersucker Sedge," may be uncommon in our area but is among our most ornamental sedges, with puckered lime-green leaves that are semi-evergreen
- **Carex platyphylla, Broad-leaved Sedge:** has a wider distribution throughout Virginia in a range of soils and conditions.
- **Carex rosea, Rosy Sedge:** is another adaptable, delicately fine-leaved clumping sedge, primarily suited to shady settings.

Carex blanda ● Eastern Woodland Sedge



Gary Fleming, DCR Natural Heritage Program

Carex crinita ● Long-fringed Sedge



Jan Newton/John Clayton Chapter VNPS

Carex glaucoidea ● Blue Wood Sedge



Gary Fleming, DCR Natural Heritage Program

Carex laxiculmis ● Creeping Sedge



Gary Fleming, DCR Natural Heritage Program

Carex pennsylvanica ● Pennsylvania Sedge



DCR Natural Heritage Program

Carex plantaginea ● Plantain-leaved Sedge



Margaret Chatham/VNPS

Carex platyphylla ● Broad-leaved Sedge



Gary Fleming, DCR Natural Heritage Program

Carex rosea ● Rosy Sedge



Joanne Hutton

Ferns

Adiantum pedatum • Northern Maidenhair Fern



Laura Beatty/VNPS



- 8–20 in.
- Burgundy red fiddleheads appear in early spring; reproduces by spores; June–August
- Part shade to full shade
- Moist/well-drained soil; nutrient-rich soils; not drought tolerant
- Naturally found in mountains

This fern is quite easy to grow if it is provided with the right conditions. It likes north-facing slopes. Some sources suggest adding calcium. Forms colonies by means of creeping rhizomes.

Provides shelter for toads and lizards.

Matteuccia struthiopteris • Ostrich Fern



Sheila Ferguson



- 1–3 ft.
- July–October; reproduces by spores
- Part shade to full shade
- Moist soils
- Naturally found in rich alluvial forests, swamps, bottomland woods & thickets

Deciduous. Beaded fertile plumes persist through winter. Spreads through underground runners, so give it room.

Information on faunal associations with most ferns is limited.

GENUS: *DRYOPTERIS* - Wood Ferns

Dryopteris cristata • Crested Wood Fern



Gary Fleming, DCR Natural Heritage Program

Dryopteris intermedia • Evergreen Wood Fern



Gary Fleming, DCR Natural Heritage Program

Dryopteris marginalis • Marginal Wood Fern



Janis Stone

Dryopteris is a fern genus of 225 species from around the world that give us the majority of our great garden ferns. Like most garden ferns, *Dryopteris* plants prefer light shade in a woodland garden and rich, evenly moist soil.

Crested Wood Fern, 1.5-2.5 ft., is nearly evergreen. It has narrow, upright fronds with horizontal pinnae like ladder steps. Sterile fronds remain evergreen. This fern is typically found in moist or wet conditions including wetlands and marshes. They originate from an underground rhizome.

Evergreen Wood Fern is a good choice for deep shade. Easily grown in average, medium moisture, well-drained soils in part shade to full shade. Prefers moist loams rich in organic matter. Best with consistent moisture. Soils should not be allowed to dry out. Site in locations protected from strong winds to prevent damage to the fronds. Tolerates dryish slopes.

Marginal Wood Fern is a perennial evergreen fern with lacy 1-3 foot foliage that can be found in moist woodlands and other shaded areas. During snowy winters, it can be seen protruding from the snow. It is not aggressive and does not colonize large areas. Toads and lizards use this plant as cover in wooded areas.

Onoclea sensibilis • Sensitive Fern



Margaret Chatham/VNPS



- 1–2 ft.
- Produces spores in pod-like structures
- Stems are greenish-yellow to red
- Full shade to part sun
- Moist, well-drained, loose soils; needs consistent moisture but will spread freely by rhizomes in moist, loose soils
- Naturally found in woodlands

Best used as a groundcover in the shaded or woodland garden. Named the sensitive fern because the fronds turn yellow and die down with the first frost. But don't worry, the rhizomes will produce new leaves in the spring.

Deer and rabbit resistant. Attracts birds. Shelters salamanders and frogs.

Osmunda spectabilis • Royal Fern



Jan Newton/John Clayton Chapter, VNPS



- 2–5 ft.; forms a symmetric clump 18 in. wide
- Grows slowly from rhizome stem
- Part shade, shade
- Wet, sandy, clay or loam, acidic soils, tolerates year-round, standing but not moving, shallow water
- Naturally found in freshwater wetlands, bogs, fens, floodplain forests and along streambanks

One of the most widespread of all living species; it is found on every continent except Australia.

Hosts six species of native caterpillars, including the Osmunda Borer moth.

Osmundastrum cinnamomeum • Cinnamon Fern



Ken Lawless



- 3–4 ft.
- Thick, spore-bearing spikes that turn from green to chocolate brown appear April–June
- Full sun to full shade
- Muddy, sandy, clay or loam, acidic soils
- Naturally found in boggy areas, shaded ledges

Deciduous. Bristly root crown, called osmunda fiber, is used as a potting medium for orchids.

Dramatic landscape accent. The fuzz that covers the young fiddleheads is a favorite nesting material for birds.

Polystichum acrostichoides • Christmas Fern



Irvine Wilson/DCR Natural Heritage Program



- Fronds 1–3 ft., taller when fertile; reproduces by spores
- Part shade to full shade
- Moist, well-drained, humus-rich, acidic soils; does not tolerate standing water
- Naturally found in rocky woods, stream banks, swamps, thickets

An evergreen, Christmas Fern got its name because it stays green right through the holiday season.

Good evergreen border or adaptable accent plant.

Bignonia capreolata • Cross-vine



Irvine Wilson/DCR



- Perennial (semi-evergreen)
- Up to 60 ft.
- Red and yellow flowers; May
- Full sun, part shade (best flowers in sun)
- Moist, well-drained, acidic or calcareous, sandy or clay soils (cold tolerant, tolerates brief flooding)

Showy ornamental with glossy leaves and showy, two-tone, trumpet flowers. An early nectar source for butterflies and hummingbirds.

Crossvine, a semi-evergreen perennial, has claws at the end of its tendrils allowing Crossvine to cling to stone, brick, pergolas, and fences without support. In fall the green leaves become purple until spring.

Clematis virginiana • Virgin's Bower



R.W. Smith/Lady Bird Johnson Wildflower Center



- 12–15 ft.
- Clusters of creamy white flowers turning into showy sprays of silky seeds that glisten with backlighting in July–September
- Full sun to full shade
- Moist to dry, rich soils
- Naturally found in woods, thickets, stream banks

Attracts hummingbirds and butterflies. Most plant parts are toxic to humans.

Lacking tendrils, this deciduous vine supports itself by means of twisted stems, or petioles, that wrap around other plants. These fast-growing stems can grow 20 feet in one year. They may be pruned at any time during the growing season.

GENUS: *PASSIFLORA* - Passionflowers

Passiflora incarnata • Purple Passionflower, Maypop



Deana Crumblin



- 12–36 ft.
- Large lavender flowers; June–September
- Sun (best) to part shade
- Moist, rich clay and sandy non-saline soils
- Native to roadsides, fields, forest borders

The fruit of Maypop is a large greenish-yellow berry with edible pulp. The name Maypop comes from the hollow, yellow fruits that pop loudly when crushed. Maypop spreads easily by root suckers that can be contained by removing suckers or mowing.

Flowers attract native bees and the plant hosts 5 species of caterpillars including Gulf Fritillary (*Agraulis vanillae*) and Variegated Fritillary (*Euptoieta claudia*).

Passiflora lutea • Yellow Passionflower



Trista Inrich/Wild Works of Whimsy



- Herbaceous vine; 6–15 ft.
- Delicate yellow-green flowers; May–September
- Part shade
- Moist to wet soil
- Native to low rocky moist woods and thickets

This perennial climbing vine can grow in excess of 15 feet in length. Deer resistance is one of the major benefits of this vine.

Many species of butterfly larvae use this plant as a food source. Also attractive to many species of pollinators. Birds eat fruit.

Landscaping with Vines



Jim McGlorie

Incorporating native vines into your landscape may be easier than you think. They can be trained over snags of dead trees, walls, pergolas, arches, fences or porch railings. Vines need to climb above ground level to flower and fruit, and use various means to attach themselves to supporting structures. Some, like Virgin's Bower (*Clematis virginiana*), use twisted stems or petioles to attach themselves, while others like Purple Passionflower (*Passiflora incarnata*) use tendrils. All of our native vines are deciduous.

Vines that twine (including Coral Honeysuckle, *Lonicera sempervirens*) may be trained into living curtains or screens with structural support. Allowing vines to create a tangle around a vertical support such as a snag creates attractive habitat for birds to use as shelter.

If allowed to scramble over the ground, vines can also serve as groundcover. Virginia Creeper (*Parthenocissus quinquefolia*), and to a lesser extent, Purple Passionflower work well as ground cover. Virginia Creeper is also a good choice for hiding unsightly walls. This woody, deciduous vine spreads quickly and is limited in height only by the structure it climbs. It is particularly attractive in early fall when its leaves turn red and purple. It can also create a climbing surface for other vines that can't grip a wall.

Before adding any native vine, make sure you take into account the length and spread of the vine when it reaches its mature size and plant it where it will have enough room to grow. For example, Purple Passionflower can grow up to 36 feet in length and tends to spread exuberantly. Yellow Passionflower (*Passiflora lutea*), on the other hand, reaches a maximum length of 15 feet and is much better behaved.

If you don't have an area large enough to accommodate a vine's mature size, you can constrain it by planting it in a large planter pot and giving it somewhere to climb. Vines can also be pruned regularly to control their growth, but that may require more maintenance than you wish to provide.

Lonicera sempervirens • Trumpet or Coral Honeysuckle



Dot Field/DCR Natural Heritage Program



- 3–20 ft.
- Tubular flowers from spring to fall, with heaviest bloom in April-June, followed by bright-red berries
- Full sun (best) to part shade
- Adaptable to many soil conditions; tolerates poor drainage for short periods
- Naturally found in a wide range of natural habitats

Official wildflower of Fairfax County. This beautiful semi-evergreen vine is great for arbors. The species name refers to its evergreen habit. Deer resistant.

Frequently visited by hummingbirds and butterflies. Fruits attract Purple Finch, Goldfinch, Hermit Thrush, and American Robin.

Parthenocissus quinquefolia • Virginia Creeper



Dot Field/DCR Natural Heritage Program



- 3–40 ft.; structure it climbs is the limiting factor to its height
- Yellowish-green flowers in May–June, followed by berries that turn from red to mauve to black
- Sun to part shade
- Adaptable to acidic or basic soil
- Naturally found in forested to open habitats, streams, riverbanks

Virginia Creeper has brilliant fall color. It tolerates pollution and can be pruned to control its growth. A vigorous grower it adheres to walls, arbors etc. via adhesive discs and may even be used as a ground cover for erosion control.

Berries eaten by songbirds, but are toxic to humans. Foliage provides cover for birds. Hosts 32 species of native caterpillars, including Virginia Creeper Moth.

Amorpha fruticosa • False Indigo Bush



Bob Yacovacci/VNPS



- 6–13 ft.
- Brilliant purple flowers on 3–6 inch spikes in April–June
- Full sun to part shade
- Tolerates wet soils
- Naturally found in stream banks, bogs, pond areas

Deciduous. Contains some indigo pigment that can be used to make blue dye.

Larval host and nectar source for many butterflies and native bees. Can form dense thickets and provide cover for wildlife. Deer resistant.

Cephalanthus occidentalis • Buttonbush, Button Willow



Dot Field/DCR Natural Heritage Program



- 6–12 ft. spreading, multibranched shrub or sometimes small tree
- Balls of long-lasting white or pale-pink flowers resembling pincushions in June–September, and button-like balls of fruit; rounded masses of nutlets that persist through the winter
- Full sun to part shade
- Wet, sandy and clay soils; poor drainage or standing water ok
- Naturally found in shorelines, swamps

Ducks and other water-birds and shorebirds consume the seeds, and its nectar attracts bees and butterflies.

Aronia arbutifolia • Red Chokeberry



Gary Fleming/DCR Natural Heritage Program



- 6–15 ft.
- Many clusters of small, white flowers in early May followed by bright red fruits that persist into December
- Tolerates dry to wet
- Full sun
- Naturally found in wet and dry thickets

One of the best shrubs for brilliant fall color—intense, shiny, raspberry to crimson, with purplish highlights. Can also have some orange mixed in, especially in shady sites

Nectar source for pollinators. Fruits persist through much of the winter, and are occasionally eaten by songbirds.

A. melanocarpa, Black Chokeberry, is slightly smaller and produces black fruits.

Cornus amomum • Silky Dogwood



Nancy Vehrs



- 6–12 ft., deciduous shrub
- Yellowish white flowers in May–June
- Blue berry-like drupes in August
- Sun to part shade; tolerates close to full shade
- Average, moist to wet, well-drained soils
- Naturally found in moist lowland areas, swamp borders, floodplains, shrub wetlands, and along streams and ponds

Birds are attracted to the fruit. Supports specialist bees

Shrub bark of Silky Dogwood was used by Native Americans for tobacco.

Corylus americana • American Hazelnut



Jim McGlone



- 10–16 ft.
- Brown male catkins appear in fall and fertilize tiny red female flowers in spring that become nuts with unusual cases
- Sun to part shade
- Average, moist, well-drained; tolerant of clay
- Naturally found in moist thickets, woodlands and wood margins, valleys, uplands and prairies

Better nut production with more sun.

Squirrels and birds eat nuts.

Hamamelis virginiana • Witch Hazel



Phillip Merritt/John Clayton Chapter, VNPS



- 10–15 (sometimes up to 30) ft. multi-trunked shrub with large, crooked, spreading branches forming an irregular, open crown
- Yellow, fragrant flowers with straplike, crumpled petals appear in the fall, persisting for some time after leaf drop in September–December; lettuce-green, deciduous leaves maintain a rich consistency into fall when they turn brilliant gold
- Full sun to full shade
- Moist, sandy, clay, acidic, calcareous soils
- Naturally found in moist woods, thickets, bottomlands

The source of the astringent extract.

Birds eat the fruits (small brown capsules). The species has brilliant fall color and flowering.

Euonymus americanus • Strawberry-bush, Hearts-a-bustin'



Laura Beaty/VNPS



- 6–10 ft. narrow, deciduous green-stemmed shrub, which often spreads into mounded clumps
- Small white flowers in July–August develop into colorful, decorative seed pods
- Full sun to full shade
- Moist to dry acidic soils
- Naturally found in forests and thickets

Leaves turn dull yellow to orange in fall. Its dry fruiting capsules remain long after flowering and help identify this plant in winter. Deer love it.

Versatile, carefree shrub that is remarkably free of any disease, insect, or physiological problems.

Hydrangea arborescens • Wild Hydrangea



Yolima Carr



- 3–10 ft., mound-shaped, slender-branched, deciduous shrub
- Small, white flowers bloom in May–June in 4-inch spires that droop with the arching branches; flowers open from base to tip so that the plant appears to bloom for a long time; leaves turn red to purple in fall and persist well into the winter
- Full sun, part shade; blooms best, and has better fall color, if it receives full sun at least part of the day
- Moist, sandy, loam, clay, acid soils
- Naturally found in wooded stream banks

Larval host of the Hydrangea sphinx moth (*Darapsa versicolor*). Can grow in areas of poor drainage, and is very effective in massed plantings.

Wild hydrangea suckers freely, creeping over large areas. Fast-growing and short-lived, it can be cut to the ground every winter.

Hypericum prolificum • Shrubby St. Johnswort



Gary Fleming, DCR Natural Heritage Program



- 1–8 ft., compact, deciduous, rounded shrub; dark green, lance-shaped leaves are 2–3” long; cone-shaped seed capsules split in autumn to release black seeds
 - 5-petaled, bright yellow flowers (to 1” diameter) with numerous, yellow stamens in June–August
 - Full sun to part shade
 - Tolerates wide variety of soils (clay, dry rocky, or sandy); prefers medium water but flood tolerant
 - Naturally found in dry, open forests, rocky woodlands, barrens, clearings, riverside prairies, outcrops, rich floodplain forests, fens
- Plants of the genus Hypericum were apparently gathered and burned to ward off evil spirits on the eve of St. John’s Day.*

Bark of older stems exfoliates to reveal attractive, pale orange inner bark in the winter.

Itea virginica • Virginia Sweetspire



Phillip Merritt/John Clayton Chapter, VNPS



- 3–8 ft., mound-shaped, slender-branched, deciduous shrub
- Small, white flowers bloom in May– June in 4-inch spires that droop with the arching branches; flowers open from base to tip so that the plant appears to bloom for a long time; leaves turn red to purple in fall and persist well into the winter
- Full sun, part shade; blooms best, and has better fall color, if it receives full sun at least part of the day
- Moist, sandy, loam, clay, acid soils
- Naturally found in wooded stream banks, bogs

Flowers and fall foliage make this an attractive ornamental. Can grow in areas of poor drainage.

Very effective in massed plantings and also good as a container plant.

Ilex verticillata • Winterberry



Gary Fleming/DCR Natural Heritage Program



- 3–10 ft., globular, upright, medium-sized deciduous shrub, male and female separate
- Inconspicuous flowers in April–July; dense clusters of bright-red berries that remain throughout winter
- Full sun to full shade
- Moist, acidic soils
- Naturally found in swamps, bogs, thickets, low woods, along ponds and streams

Birds are readily attracted to them. Winterberry tolerates poor drainage and is quite winter hardy.

Leaves are not shaped with sharp teeth like other hollies and are not evergreen. Berries are quite showy and will persist throughout the winter and often into early spring, providing considerable impact and interest to the winter landscape.

Kalmia latifolia • Mountain Laurel



Margaret Chatham/VNPS



- 5–15 ft., broadleaf thicket-forming evergreen shrub, sometimes a small tree with short, crooked trunk; stout, spreading branches
- Bell-shaped, white to pink flowers with deep rose spots in large flat-topped clusters in May–June; glossy leaves change from light green to dark green to purple throughout year
- Part shade
- Cool, moist, rocky or sandy, acidic soils
- Naturally found in woods, slopes

The stamens of the flowers have an odd, springlike mechanism which spreads pollen when tripped by a bee.

Mountain Laurel is one of the most beautiful native flowering shrubs. It needs afternoon shade, good drainage, and the right setting to thrive. Poisonous plant parts.

Lindera benzoin • Northern Spicebush, Spicebush



Ken Lawless



- 6–16 ft., single- or few-stemmed, fast-growing, deciduous shrub
- Dense clusters of tiny, pale yellow flowers bloom in March–April; glossy red fruit in September–October
- Full sun to full shade
- Moist, sandy, well-drained soils (better form, more berries with sun)

Fruit and foliage are aromatic. Leaves turn a golden—yellow in fall. This species has separate male and female plants; both are needed for berry production. Deer resistant.

A larval host for the Eastern Tiger Swallowtail (*Papilio glaucus*) and Spicebush Swallowtail (*Papilio troilus*) butterflies. The fruits are a special favorite of wood thrushes.

Morella cerifera • Wax Myrtle, Southern Bayberry



Irvine Wilson/DCR Natural Heritage Program



- 6–15 ft., multi-trunked, semi-green shrub; can reach 20 ft. in height
- Green flowers in March–April; pale blue berries occur on female plants in winter
- Sun to part sun/shade
- Moist to wet, sandy, slightly acidic soils (fast-growing; drought- and flood-tolerant once established)
- Naturally found in forest, marshes, fresh to slightly brackish stream banks, and swamps

Wax Myrtle leaves are aromatic, with an appealing, piquant fragrance when crushed. If you want berries you must have male plants close enough to the berry-producing female plants for pollination to occur.

Fallen leaves are larval host of the Red-Banded Hairstreak butterfly (*Calycopis cecrops*). Popular ornamental used for screens and hedges.

GENUS: RHUS - Sumacs

Rhus copallinum • Winged or Shining Sumac



Jan Newton/John Clayton Chapter, VNPS

Plants in the genus *Rhus* offer distinctly textured leaves, which provide interest and brilliant autumn color. The inconspicuous flowers occur in large panicles and are followed by spherical fruits which persist through winter, providing food for wildlife. You need both male and female plants for fruit to set. Use in meadows, dry sites, woodland transitions; along water or roads; on hillsides. They are fast growing, generally pest and disease-free, and drought-tolerant.

Beneficial to honey and native bees. Provides food for song birds, gamebirds and mammals.

Rhus glabra • Smooth Sumac



Gary Fleming/DCR Natural Heritage Program

HEIGHT: *R. copallinum*, 3–35 ft.; *R. glabra*, 2–20 ft. with 2–25 ft. spread; *R. typhina*, 35–50 ft.

FLOWERS: *R. copallinum* in July–August; *R. glabra* and *R. typhina* yellow/greenish in June–July; red berries

LIGHT: *R. copallinum*, sun to part shade; *R. glabra* and *R. typhina*, full sun (for best fall color)

SOILS: Dry to moist; *R. glabra* is very drought resistant

Rhus typhina • Staghorn Sumac



Gary Fleming/DCR Natural Heritage Program

Winged or Shining Sumac is a very ornamental sumac. Because of its large, spreading habit, it is not suited to small areas.

Smooth Sumac colonies can be rejuvenated every few years by cutting them to the ground in mid-winter.

Staghorn Sumac spreads with its roots and will form a large group/cluster.

Shrubs

Physocarpus opulifolius • Ninebark



Irv Wilson/DCR Natural Heritage Program



- 5–10 ft., deciduous shrub with recurved branches. Bark is brown to orangish, peeling into thin strips or broader sheets on larger trunks
- Clusters of small white flowers May–June
- Full sun to full shade
- Moist to wet, mineral-rich (including calcium) soils
- Naturally found in rocky open woodlands, cliffs, outcrops, rocky river shores, stream banks

The ability to grow quickly in harsh conditions makes this shrub especially suitable for erosion control on banks. Disease resistant and drought tolerant.

Value to songbirds, waterfowl, small mammals, and beneficial insects. Special value to native bees and honey bees.

Rhododendron periclymenoides • Wild Azalea, Pinxter Azalea



Margaret Chatham/VNPS



- 6–10 ft., shrub with picturesque, horizontal branching
- Funnel-shaped, pink or white flowers with protruding stamens occur in large fragrant clusters, appearing before or with the leaves in April–May
- Part shade
- Well drained, acidic soils
- Naturally found in woods, bogs, riparian

This species is relatively tolerant of dry sites, and needs good drainage. The old species name, nudiflorum, Latin for “naked-flowered,” refers to the fact that the flowers often appear before its leaves are fully expanded.

Especially showy flowers. Nectar source for butterflies and hummingbirds.

Rosa carolina • Carolina Rose, Pasture Rose



Gaylan Meyer/VNPS



- 1–6.5 ft., freely suckering shrub
- Pink flowers from thorny stems—fragrant, 2 inch wide, 5-petaled—occur singly or in small clusters in May–June; fruit, a hip, turns from dark green to bright red as it ripens
- Full sun to part shade
- Dry to wet, acidic soils; drought tolerant
- Naturally found in sandy, open woods; thickets, roadsides, disturbed areas

Attracts birds. Special value to bumblebees and other native bees: a plant that native bees nest beneath, within, or harvest parts from to construct their nests.

Hips develop lovely red color. Although one of the most shade-tolerant roses, this species grows best in open sunny locations.

Rubus odoratus • Flowering Raspberry



Nancy Vehrs, VNPS



- 3–6 ft., spreading by suckers
- Rose-like, fragrant 2-inch pink-purple flowers June–August with fruits July–October; large Maple-shaped leaves turn pale yellow in fall
- Full Sun to Shade
- Tolerates moist to dry
- Thornless
- Naturally found in moist, shady places; woods edges

Special value to native bees, high wildlife value to songbirds, game birds, and large and small mammals.

Produces edible, but dry, berries on a single shrub; will fruit more abundantly with other shrubs present. Deer resistant.

Salix sericea • Silky Willow



Jim McGlone



- Large shrub to small tree up to 20 ft.
- Small white/yellow flowers in March
- Full sun to part shade
- Wet to moist soils
- Naturally found in roadside ditches, moist woodland edges, open wet meadows

Black willow (Salix nigra) is a related tree that is also beneficial to bees and caterpillars.

Willows are very important early bee plants. Several species of native bees specialize on willow species, and it also supports generalist bees and many caterpillars.

Sambucus canadensis • Common Elderberry



Jan Newton/John Clayton Chapter, VNPS



- 6–12 ft., loose and graceful, deciduous shrub with both woody and herbaceous branches
- White flowers in May–July in broad, flat, clusters up to 10 in. or more in diameter; berrylike fruit is dark purple when ripe in July–September
- Part shade
- Tolerates a wide variety of wet to dry soils but prefers rich, moist, low acid soil
- Native to bogs, ditches, fields

Prune heavily in winter to maintain thick form. Individual plants are very short-lived, however root masses produce new shoots. The genus name comes from Greek sambuce, an ancient musical instrument.

Birds are attracted to the purple-black fruit and spread the seeds. Provides a nesting structure for bees. Provides effective erosion control on moist sites.

Native Plants for Northern Virginia

GENUS: VIBURNUM

Native *Viburnums* have appealing foliage and growth habits, offering lovely— sometimes even fragrant— flowers, and boasting beautiful purplish-pink leaves and blue fruits in late summer and fall.

These shrubs are powerhouses for wildlife. They're a host plant for the larvae of the Spring Azure butterfly (*Celastrina ladon*); their flowers support numerous native bee species, and the berries feed several songbirds including Eastern Bluebird, Northern Flicker, Gray Catbird and American Robin.

HEIGHT: *V. acerifolium* 4–6 ft. (or taller); *V. dentatum* 6–10 ft.; *V. prunifolium* to 30 ft.; *V. nudum* 12–20 ft.

FLOWERS: All have white flowers. April: *V. prunifolium*; April–May: *V. dentatum*; May–June: *V. acerifolium*; June–July; *V. nudum*. *V. nudum* has aromatic flowers.

LIGHT: Full sun to part shade; for best flowers and fruit, *Viburnums* need at least half-day of sunlight

SOILS: Ranges from dry to moist, well-drained for *V. prunifolium* and *V. dentatum*; and wet, muchy acidic soils for *V. nudum*. *V. dentatum* is the most soil adaptable and *V. acerifolium* does best in drier soils.

Viburnums are very durable and overall are flood, pest and disease tolerant. Viburnums are not self-fruitful, so they need a nearby unrelated plant for cross-pollination and good berry production.

Be aware that there are many non-native and sometimes invasive viburnums sold in garden centers.

Viburnum dentatum • Arrow-wood



Jan Newton/John Clayton Chapter, VNPS

Viburnum nudum • Possumhaw



Lucile Kossodo/John Clayton Chapter, VNPS

Viburnum prunifolium • Black Haw



Jan Newton/John Clayton Chapter, VNPS

Amelanchier canadensis ● Canada Serviceberry, Juneberry



- 15–30 ft., with multiple, upright stems forming a dense shrub with a narrow crown and many small-diameter branches or, if properly pruned, a small tree
- White flowers in March–May followed by red to purple fruit in June–August; brilliant fall color display ranging from yellow and orange to red
- Full sun to part shade
- Moist, well-drained acidic soils
- Naturally found in wood borders, moist, upland woods

Good fall color commends serviceberry for multiseason interest and smaller gardens.

At least 40 bird species (e.g., Cardinals, Cedar Waxwing, and Towhees) eat the fruit of *Amelanchier* species.

Betula nigra ● River Birch



- 50–80 ft. gracefully branched tree, with irregular, spreading crown; produces a cone-like fruit; satiny silver bark peels to reveal a cinnamon brown trunk beneath; fall foliage is yellow
- Full sun to part shade
- Sandy or clay, moist, acidic soils; well suited to periodically wet areas
- Naturally found in flood plains, bottomland, ditches, ravines, depressions, swamps, stream and river banks to mid-slope

This is the southernmost New World birch and the only birch that occurs at low altitudes in the southeastern US.

Fast growing and long-lived. Its ability to thrive on moist sites makes it useful for erosion control.

Asimina triloba ● Pawpaw, Common Pawpaw



- 10–40 ft. tree forms colonies
- Purple, six-petaled flowers in April–May before leaf emergence; dark-green or yellow fruit follows (our largest native fruit); yellow fall foliage
- Full sun to full shade
- Rich, moist, slightly acid soils
- Naturally found in ditches, ravines, depressions, flood plains, bottomland

A good understory tree. Requires two unrelated trees to produce fruit. The name Common Pawpaw is from the Arawakan name of Papaya, an unrelated tropical American fruit.

A larval host for Zebra Swallowtail Butterfly (*Eurytides marcellus*) and Pawpaw Sphinx Moth (*Dolba hyloeus*). Aromatic tree with no serious disease or insect problems.

Carpinus caroliniana ● American Hornbeam, Ironwood



- 30–50 ft. with irregular, spreading crown; graceful, drooping branches and slender pale gray trunk, smooth and sinewy with twisting, muscle-like bulges. Leaves turn yellow in the fall
- Fruit, appearing March–April; hangs from a papery bract
- Part shade to full shade
- Moist, well-drained soils
- Naturally found in upland and floodplain forests, alluvial swamps, stream banks

The term “hornbeam” means “tough tree,” referring to the tree’s very hard wood.

Larval host to Eastern Tiger Swallowtail (*Papilio glaucus*), Striped Hairstreak (*Satyrrium liparops*), and Red-spotted Purple (*Limenitis arthemis*). Birds and mammals feed on fruit.

Carya tomentosa (alba) • Mockernut Hickory



Nancy Vehrs, VNPS



- 60–100 ft.; dark bark is rough, thin with shallow furrows, narrow ridges forming a net-like pattern; fragrant leaves turn bright, golden-yellow; small, rounded nuts in a large, thick shell (after about 25 years old)
- Yellowish-green bloom in April–May
- Sun to part-shade
- Best grown in humusy, rich, moist, well-drained soils
- Naturally found on hillsides and ridges in somewhat dry soils.

Mockernut Hickory needs a large space to grow. Tomentosa means densely covered with soft hairs, describes the undersurfaces of leaflets. Carya glabra (Pignut Hickory) is very similar, but nuts have thinner husks.

Attracts birds, and provides colorful fall appeal. It is a great tall shade tree for large properties and parks.

Cornus florida • Flowering Dogwood



Phillip Merritt/John Clayton Chapter, VNPS



- 15–20 ft., single or multiple trunk with a 15–30 ft. spreading crown
- Long lasting, white or pink flowers in April–May before leaves come out; followed by brilliant red fruit
- Part-sun to shade
- Rich, well-drained, acid soil
- Naturally found in upland forests, borders, clearings, old fields, and well-drained floodplains

More resistant to dogwood anthracnose fungus (Discula destructiva) if provided with good air circulation. Native Americans used the roots and the bark to make a red dye.

Larval host to 115 native caterpillar species, including Spring Azure (*Celastrina ladon*) and Summer Azure (*Celastrina neglecta*).

Cercis canadensis • Eastern Redbud



Phillip Merritt/John Clayton Chapter, VNPS



- 15–35 ft. tree with one to several trunks and a wide, umbrella-like crown; smooth, heartshaped, deciduous foliage is golden yellow in autumn
- Deep pink flowers in April–May in tight clusters along the stems and branches before new leaves appear, create a showy spring display
- Part shade to full shade
- Loose, moist, sandy fertile and well-drained soils; tolerates clay soil
- Naturally found in shaded woods, streams, river banks, woodland edges, open woodlands

A fast growing, attractive understory tree.

Attracts native bees, and tolerates deer browsing.

Ilex opaca • American Holly, Christmas Holly



Dot Field/DCR Natural Heritage Program



- 25 - 60 ft. evergreen has stout, stiff branches that form a pyramidal shape and bear dark-green, leathery, spine-tipped leaves
- Bright red berries occur on female plants
- Full sun to full shade
- Moist, well-drained, sandy, acidic soils
- Naturally found primarily as an understory woodland tree

A popular Christmas decoration, the wood also is especially suited for carvings and inlays in cabinetwork, and can be dyed. Shorter, multitrunked form may grow in lower-light situations.

In late winter, many kinds of songbirds eat the bitter berries of this slow-growing but long-lived tree.

Juniperus virginiana • Eastern Redcedar



Dot Field/DCR Natural Heritage Program



- 30–40 ft. (can reach 90 ft.) evergreen, aromatic tree with trunk often angled and buttressed at base; pyramidal when young, mature form is quite variable; fragrant, scale-like foliage can be coarse or fine cut, and varies in color from gray to blue to dark green; soft, silvery bark covers the single trunk
- Pale blue fruits occur on female plants
- Full sun to part shade
- All soils (adaptable)
- Naturally found in any open spaces

Berry-like fruits consumed by wildlife, including the Cedar Waxwing. Resistant to extremes of drought, heat, and cold.

This tree was prized by the colonists for building furniture, rail fences, and log cabins.

Liquidambar styraciflua • Sweetgum



Elaine Mills



- Up to 90 foot tree with upright form and short branches in forest but develops high round crown in the open. Leaves have distinctive five point star shape and turn red to deep purple in the fall
- Wind pollinated with small green flowers in early spring
- Sun to part shade
- Wet to moist soils
- Naturally found in coastal plain and piedmont riparian forests

Prickly seed balls contain small seeds that are a favorite of finches and other small birds.

The genus name Liquidambar refers to a resin produced by the tree that was used for perfume and medicine.

Magnolia virginiana • Sweetbay Magnolia



Dot Field/DCR Natural Heritage Program



- 12–30 ft. (occasionally growing to 50 ft.) semi-evergreen tree with pale gray bark and multiple, slender, upright trunks bearing horizontal branches; aromatic, spicy foliage
- Solitary, velvety-white, fragrant flowers bloom sporadically May-June followed by dark red aggregate fruits exposing bright-red seeds
- Part shade
- Moist, rich, sandy, loamy, acidic soils
- Naturally found in open woodlands, swamps

Attractive, aromatic, showy ornamental. Seeds are a good source of food for birds in fall.

Introduced into European gardens as early as 1688. Called “Beavertree” by colonists who caught beavers in traps baited with the fleshy roots.

Nyssa sylvatica • Blackgum, Black Tupelo



Gary Fleming/DCR Natural Heritage Program



- 60–100 ft. variable-shaped, deciduous tree with horizontally spreading branches; smooth, waxy, dark-green summer foliage changes to fluorescent yellow, orange, scarlet and purple in fall
- Berry-like fruit are small and blue
- Full sun to full shade
- Adaptable to various, even gravelly, soils
- Naturally found in a wide range of habitats

Handsome ornamental and shade tree. Juicy fruit is consumed by many birds and mammals.

This species is one of the first plants to color in fall. It tolerates drier sites and also poor drainage.

Pinus echinata • Shortleaf Pine



Nancy Vehrs/VNPS



- 50–100 ft. large tree; short spreading branches form a pyramid that loosens with age to form a broad, open crown; bright green, 5 inch needles grow in clusters of 2-3; trunks of larger trees have broad, flat, reddish-brown plates
- Yellow cones in March–April
- Sun to part shade
- Moist, well-drained to dry soils
- Naturally found in forests, old fields, rocky woodlands

Provides cover and nesting sites and seeds for small mammals and birds. Attracts butterflies; larval host to Elfin Butterfly (*Microtia elva*).

The most widely distributed of the southern yellow pines. Native in 21 southeastern states.

GENUS: *Prunus* (Cherries and Plums)

Prunus angustifolia • Chickasaw Plum



Gary Fleming/DCR Natural Heritage Program

Prunus serotina • Black Cherry



Dot Field/DCR Natural Heritage Program

Prunus angustifolia and *Prunus serotina* have fragrant white flowers and colorful fruit relished by birds and other wildlife. *Prunus angustifolia*'s yellow fruit ripens to red in August or September. The fruit was cultivated by the Chickasaw Tribes and other indigenous peoples before the arrival of Europeans. In full sun, it will be more dense and full and will colonize more thickly. *Prunus serotina* is the largest, most important native cherry, known for its beauty. It is easy to grow. When crushed, its leaves and bark have a cherry-like odor. It is a larval host to many moths and butterflies, including the Eastern Tiger Swallowtail (*Papilio glaucus*).

Platanus occidentalis • American Sycamore



Gary Fleming, DCR Natural Heritage Program



- 75–100 ft. tree
- Yellow-green flower in April–June
- Full sun to part shade
- Moist, sandy loams or silty clay soils
- Naturally found along river bottoms and lake shores

This massive tree has large attractive leaves and interesting fruit clusters that remain on the tree into winter. The long, stout trunk has beautiful exfoliating bark. The remarkable white, green and cream bark flakes off in patches and exposes the inner bark, making this a beautiful tree throughout the year.

Attracts birds and is resistant to deer.

Sassafras albidum • Sassafras



Ruth Myers



- 20–40 ft. tree with horizontal branching in cloud-like tiers; mahogany-brown bark deeply ridged and furrowed; leaves are bright-green, and mitten-shaped, oval, or three-lobed
- Bunches of yellow-green flower balls in April–May scattered profusely over female tree, more sparsely on male, followed by dark-blue fruits on scarlet stalks on female in late summer
- Sun to part shade
- Moist, well-drained, rich, sandy, acidic soils
- Naturally found in dry to moist forests, woodlands

Flowers attract native bees and fruit attracts songbirds. Hosts 36 species of caterpillars, including Spicebush Swallowtail (*Papilio Troilus*) and Promethea Silkmoth (*Callosamia promethean*).

Although Sassafras grows most quickly in fertile soil, it is an appropriate tree to introduce into disturbed sites.

Trees - The Mighty Oaks

Oaks are a valuable group in the eastern forest.

They host the largest number of caterpillars of any genus and their acorns are important food for many birds, mammals and insects. Their thick leaves break down slowly and provide important leaf litter for overwintering insects.

They are NOT a climax species and require disturbances like fires, floods and high winds to successfully reach maturity in the forest. Young trees are shade tolerant, but slow growing. But, if they receive sun through a canopy gap they will grow rapidly to take advantage of it. In your yard, this means they should be planted where they can get at least a half of a day of sun.

While there are 15 oaks found in NOVA, the following 7 are most common in nurseries.

***Quercus coccinea* • Scarlet Oak**



Phillip Merritt/John Clayton Chapter, VNPS



- 80–115 ft., with a rounded, open crown of glossy foliage; spreads 40–50 ft.
- Yellow-green catkins in March–May; reddish-brown, biennial acorns in September–October; brilliant scarlet autumn color
- Sun
- Adaptable, poor, rocky, acidic soil
- Naturally found in dry to occasionally moist upland forests and woodlands; most characteristic of dry, acidic, nutrient-poor soils

Scarlet Oak grows rapidly and makes a handsome shade and street tree. Acorns provide food for birds such as bluejays, and redheaded woodpeckers.

***Quercus alba* • White Oak**



James McGlone/VDOF



- 75–100 ft. with widespreading branches and a wide rounded crown, the trunk irregularly divided into spreading, often horizontal, stout branches; round-lobed leaves turn burgundy in fall, and dried leaves remain into winter
- Brown catkins appear just before or with the appearance of new leaves from March–April; acorns up to 3/4 inch long, sometimes to 1 1/4 in., with a shallow cup; acorns produced annually
- Full sun to part shade
- Moist to dry soils
- Naturally found in woodlands and old fields

Very rot resistant. Good yard tree with few disease or pest problems.

***Quercus falcata* • Southern Red Oak, Spanish Oak**



Phillip Merritt/John Clayton Chapter, VNPS



- 60–80 ft., straight-trunked and, in time, develops long, spreading branches, giving the top an even, well-formed appearance; spreads 40–50 ft.; smooth gray bark becomes dark and furrowed, eventually black
- Yellow catkins appear in April–May; papery leaves turn reddish-brown in fall
- Part shade
- Variable, dry, sandy, loamy or clay acid-based soils

Southern Red Oak grows relatively quickly and it is long-lived. It is often called Spanish Oak, possibly because it commonly occurs in areas of the early Spanish colonies, yet it is unlike any oaks native to Spain.

Quercus marilandica • Blackjack Oak



Gary Fleming/DCR Natural Heritage Program



- 30–50 ft. small to medium-sized oak, with short, nearly black trunk that divides into many dense, contorted limbs, bark dark, furrowed; spreads 20–40 ft.; bristle-lobed leaves that are shiny on top & rusty-yellow hairy beneath
- White, red, green inconspicuous catkins in March–May; red-brown autumn color
- Sun; does not tolerate shade
- Acidic, dry to moist, well-drained soils; grows in poor soils
- Naturally found in dry upland forests, woodlands, areas with alternating wet and droughty clays, deep sands

Native Americans used Blackjack Oak bark in medicine.

Quercus palustris • Pin Oak



Gary Fleming, DCR Natural Heritage Program



- 70–90 ft. large, deciduous tree with a broad, pyramidal crown
- Low crown with downward growing lower branches creates clearance problem when planted near roads and sidewalks
- Leaves turn a deep red in the fall
- Full sun
- Moist to wet, acidic loamy soils. Tolerates poorly drained soils and some flooding
- Naturally found in floodplain forests, alluvial swamps, depression swamps and ponds, mesic upland forests

Pin oak is one of the most popular commercial oaks of eastern North America. It has been widely planted as a street and landscape tree.

Pin oak acorns are an important food for wildlife including white-tailed deer, squirrels, wild turkeys, woodpeckers, blue jays, and waterfowl. Acorns are an especially important food source for wood ducks and mallards during fall migration.

Quercus phellos • Willow Oak



Phillip Merritt/John Clayton Chapter, VNPS



- 60–80 ft., straight-trunked; spreads to 25–50 ft.; cone-shaped crown which becomes round at maturity; long, fine-textured, narrow leaves resemble the foliage of willows and turn yellow or russet in fall
- Acorns in August–November
- Part shade
- Variable, dry, sandy, loamy or clay acid-based soils
- Naturally found in forests, swamps and ponds, moist upland forests, old fields

Willow Oak is one of the best urban trees, grows quickly and is easily transplanted when young. Popular shade tree and handsome in fall.

Quercus rubra • Northern Red Oak



Gary Fleming, DCR Natural Heritage Program



- 75–100 ft., can reach up to 120 ft. with rounded crown with large branches; very strong, hard, coarse-grained wood with light reddish-brown heartwood and thin, light-colored sapwood
- Yellow-green slender catkins; ¾–1 inch acorn
- Sun, part shade
- Well-drained, loamy sands
- Naturally found in deep, well-drained, loamy soils and fertile coves, reaches best growth on north and east slopes

Northern Red Oak is shade and pollution tolerant species desired for its fall color and symmetrical shape. Its acorns are a wildlife food source.

Tree Planting & Care

Good Tree Planting and Maintenance

Good tree planting and maintenance starts with selecting the right species for your site.

It is important that the selected species is appropriate for the climate and for the sun and moisture conditions, but there also needs to be room for the species. This means considering both what is above ground and below ground, soil volume is important. The root area should be about 1/3 less than the mature canopy's extent. Trees can share space; plant them together and they will support one another.

Once you have selected a species, it is important to buy a good quality tree to plant. Research consistently points to using smaller stock when planting for the best results. Trees of 1.5 inch caliper or less (the diameter at six inches above the soil) establish faster, grow better and need less after-planting care than larger trees.

Besides looking for smaller trees, look for good roots. The root flare, where the tree stops being trunk and becomes roots, should be at or very near the top of the root ball. If it is too deep, the root system will already be irrevocably compromised. Pull the tree from the container and look at the roots. They should be brown and no more than 1/8 inch thick.

- Before planting, slice off the outer 1.5 inches of the sides and bottom of the root ball. (<https://hort.ifas.ufl.edu/woody/circle-removing.shtml>)
- Dig a hole 3 times wider than and the same depth as the root ball.
- Score the sides of the hole to roughen it up, and deepen the outer edge of the bottom to make a central pedestal.
- Set the tree upright on the pedestal and refill the hole with the UNAMENDED soil from the hole.
- Water well.
- NOTHING goes in the hole but the tree, water, and the soil removed. Again, DO NOT fertilize newly planted trees and shrubs.
- Mulch with 4 inches of green wood chips or 2 inches of wood (not bark) mulch. Prune ONLY dead and broken branches.
- Use 1 gallon of water per inch caliper to water every day for 4 weeks then every other day until established – usually 1 year per inch caliper. See www.treesaregood.org for more information on tree care and planting.

Trees and Fertilizers

Never add fertilizer unless you have a soil test that indicates it is needed.

Trees monitor their environments and internal chemical balances to determine how and where to expend energy. For newly planted trees, three critical elements are carbon (C), nitrogen (N), and phosphorous (P).

The C/N ratio: Tree C, in the form of sugars, comes from photosynthesis and is a measure of canopy size; N comes from the soil and is a measure of root system size. When C/N is low, the tree perceives the canopy to be small relative to the roots and directs energy to canopy growth and vice versa. Adding N to soil of newly planted trees can lower C/N and cause the tree to grow canopy when it needs to grow roots.

High soil P interferes with iron uptake and chlorophyll creation resulting in chlorosis and lower energy production. High soil P also reduces mycorrhizae formation, reducing the availability of water and nutrients to the tree when it is most needed.

DO NOT fertilize newly planted trees and shrubs.



Who's Missing? Species Not Included In Guide

A few Northern Virginia native trees that may be for sale are not highlighted in the guide, for a variety of reasons:

- Red Maple (*Acer rubrum*) is overplanted and already makes up almost 10% of our tree canopy.
- Sugar Maple (*Acer saccharum*) and American Linden (*Tilia americana*) This is the southern end of their range, and they will be adversely affected by climate change.
- Black Walnut (*Juglans nigra*) A fine shade tree, but some people don't want the large nuts overhead or underfoot
- White Pine (*Pinus strobus*) Although it is a very handsome tree and commonly planted in our area, it is only native in the mountains. It can be blown over by wind (so don't plant it near a house).
- Loblolly Pine (*Pinus taeda*) is an excellent pine, native just south of here, but not to Northern Virginia.
- Black Locust (*Robinia pseudoacacia*) is a great pollinator tree with scented flowers and is known for producing very good honey. But it also spreads freely and can be a challenge in the landscape.
- Unfortunately, pests and diseases make the following trees challenging:
Ash trees (*Fraxinus* species)
Eastern Hemlock (*Tsuga canadensis*)
American chestnut (*Castanea dentata*)
American Elm (*Ulmus americana*)

BUT

If you have room for a tree that might later die, DO plant these threatened species! It is only by planting lots of them that we may eventually find some that are resistant to these pests and diseases.

plant NOVA TREES

Plant NOVA Trees is a project of the Plant NOVA Natives partnership to encourage native tree planting and mature tree preservation throughout Northern Virginia.

Native trees:

- Shade and cool our communities
- Increase home values
- Sequester carbon
- Support birds, butterflies and other wildlife
- Reduce air conditioning costs
- Capture stormwater
- Protect our water supply and the Chesapeake Bay

The spaces most in need of trees are on private property, including residential lawns, community common lands, faith community landscapes and business properties. We need residents and business owners to help increase Northern Virginia's tree canopy!

Plant NOVA Trees offers resources to make tree planting easy: a tree choice hotline, planting and care instructions, where to find trees and discounts, how to manage smothering invasive vines, volunteer opportunities, and much more.

Visit www.plantnovatrees.org.

Do something special for future generations -
Plant NOVA **Native Trees!**



Tree tag (above) and decal (below).

Planting to Attract Pollinators & Birds

Help Bring Life to Your Garden

Native plants attract a variety of birds, butterflies, and other wildlife by providing diverse habitats and food sources. Native plants feed the insects that are the base of the food web, and they are especially important as food for young songbirds. Native plants also feed pollinators. We may not notice the hummingbirds, bats, bees, beetles, butterflies, and flies that carry pollen from one plant to another as they collect nectar, yet without them, wildlife would have fewer nutritious berries and seeds. We would also miss many fruits, vegetables, and nuts on our tables. By planting a diverse palette of native plants, we invite not only the plant-eating insects, but also their predators as well as pollinators, seed dispersers, and recyclers, which work together to make a garden function like a system. *Because our native plants and animals have evolved together, they support each other, and we enjoy the beauty and fruits of their labor.*

With a simple, but profound, observation that nothing was eating the Multiflora Rose he was clearing from his property, Dr. Douglas Tallamy launched a line of research that has become a cornerstone of the native plant movement. He has shown that not all plants are of equal value to wildlife and that native wildlife prefers native plants. For example, native oaks support 532 species of native caterpillars, while the non-native Butterfly Bush supports only one. Caterpillars are important because they are the primary food source for nestlings of 96 percent of all bird species. This insight led to a call embodied in the title of his book *Bringing Nature Home* to share our suburban landscape with wildlife by planting native plants.

While this entreaty to share our space may seem novel to some, it is actually an expression of Aldo Leopold's Land Ethic. In his essay of that name, Leopold asserts that "a land ethic changes the role of Homo sapiens from conqueror of the land-community to plain member and citizen of it." Given Tallamy's findings, it is clear that using native plants in your landscape is one aspect of the land ethic. But notice that Leopold promotes humans to membership in the land, which means that *part of the wildlife you are landscaping for is you.*

The use of native plants in landscaping should not and does not preclude designing a landscape that meets your needs. Landscaping for wildlife should be a mix of human and natural design concepts. The overall plan should satisfy your needs—a place for the kids and dog to play and a quiet place to



Sue Dingwell/VNPS



Deana Crumbling



Sheila Ferguson



Sue Dingwell/VNPS

sit and enjoy your yard. But, the execution of the plan should be informed by nature's design concepts: using plants in layers; avoiding straight lines; and smoothing forest into field into wetland. *Above all: use a diverse array of native plants.*

One important aspect of landscaping for wildlife is a change in the status of turf grass. It is not that turf no longer has a place in your landscape, but it should no longer be considered the default landscape. Each square foot of turf should be examined and subjected to the question "Why?" Sometimes turf is the right cover, but that should be decided only after consideration of native plant alternatives like Pennsylvania Sedge, moss, or other materials such as mulch or stepping stones.

Remember, when landscaping for wildlife, use a wide array of native plants and don't forget that you are part of the wildlife using the landscape!

Native Trees for Bees, Butterflies and Moths

While many of our bees are generalists that can use pollen and nectar from many different species of native plants, about one quarter of the some 770 species of bees native to the East Coast specialize on a single or a few species of native plants, and 112 of those specialist species live in Virginia. This specialization benefits both the plants and the bees by increasing pollination efficiency and rates, and providing more digestible pollen. Unfortunately, this specialization makes both the bees and the plants they rely on more susceptible to decline and loss.

You can help by diversifying your plant selection and seeking out the sometimes hard to find species. For example, *Monarda fistulosa* (Wild Bergamot) is commonly found for sale and touted as a great bee plant, which it is. But one of the specialist bees only uses *Monarda punctata* (Spotted Bee Balm) and ignores *Monarda fistulosa*.

Teasing out these specialized relationships can be difficult, but here are a few tips. Many of the specialist bees are active very early or very late in the growing season,


so include spring ephemerals and fall asters and goldenrods. The Aster family, particularly those with a central flower disc or cone surrounded by “petals,” support the most specialist bees. Bees also specialize on odd flower shapes, like the bell shaped flowers of blueberries and huckleberries.

Speaking of blueberries and huckleberries, don’t forget woody plants when planting for bees. *Salix* (Willow) and *Acer* (Maple) are important March blooming trees that provide nectar and pollen to early season bees. While *Salix* supports 14 specialist bees, *Acer* is overplanted, so plant *Salix*. The table lists Trees for Bees, but also includes shrubs. And don’t be fooled by the bees on non-native azaleas, they are almost all non-native bees.

For more information visit *Pollen Specialist Bees of the Eastern United States*, Jarrod Fowler & Sam Droege.

TREES FOR BUTTERFLIES AND MOTHS

Common Name	Genus Name	# of Butterfly and Moth Species Supported by the Genus	
Oak	Quercus	534	<p>Butterflies and moths rely largely on trees as host plants for their caterpillars.</p> <p>There are many tree species in these Genera (groups) that are native to the Northern Virginia. We highlight some of the species in this guide. Learn more about which moths and butterflies are attracted to these species at https://www.nwf.org/NativePlantFinder/. This tool is being provided in collaboration Dr. Doug Tallamy, renowned Entomologist and author - www.bringingnaturehome.net</p>
Black cherry	Prunus	456	
Willow	Salix	455	
Birch	Betula	413	
Crabapple	Malus	311	
Maple	Acer	285	
Blueberry	Vaccinium *	250	
Elm	Ulmus	213	
Pine	Pinus	203	
Hickory	Carya	200	
Hawthorn	Crataegus	159	
Alder	Alnus	156	
Basswood	Tilia	150	
Walnut	Juglans	130	
Beech	Fagus	126	
Chestnut	Castanea	125	



* Vaccinium is a shrub Genus, but included due to the numbers of species it supports.

TREES AND SHRUBS FOR BEES

- Salicaceae** ¹
 - Salix nigra*
 - Salix sericea* ³
 - Salix caroliniana* ³
- Ericaceae** ¹
 - Eubotrys racemosa*
 - Vaccinium stamineum* ^{1,3}
 - Vaccinium fuscatum* ^{1,3}
 - Vaccinium pallidum* ^{1,3}
 - Gaylussacia baccata* ¹
 - Gaylussacia frondosa* ^{1,3}
- Rhododendron** ¹
 - Lyonia ligustrina* var. *ligustrina* ^{1,3}
- Cornaceae** ²
 - Cornus florida*



- Cornus alternifolia*
- Cornus amomum* ¹
- Cornus racemosum* ¹
- Fabaceae or Leguminosae**
- Cercis canadensis* ¹
- Gleditsia triacanthos* ³
- Rosaceae**
- Prunus serotina*
- Prunus americana*

- Malus coronaria* ³
- Malus angustifolia*
- Amelanchier arborea*
- Amelanchier laevis*
- Other**
- Aralia spinosa*
- Castanea dentata* ^{1,3}
- Castanea pumila* ¹
- Hypericum prolificum*
- Ilex verticillata*
- Ilex opaca*
- Itea virginica*
- Liriodendron tulipifera*
- Nyssa silvatica*
- Rhus species*
- Staphylea trifolia*
- Tilia americana*

¹ These families, genera or species support specialist bees.

² Large bract dogwoods support generalist bees, but there are bees that specialize on small bract dogwoods.

³ These plants are not commonly available in nurseries. They are included because other species are frequently available.

Bloom Time: Year Round Beauty and Interest

Common Name	Scientific Name	Feb.	Mar.	Apr.	May	Jun.	Jul.	Aug.	Sep.	Oct.	Nov.	Dec.
Red Maple	<i>Acer rubrum</i>		Tree	Tree								
Bloodroot	<i>Sanguinaria canadensis</i>											
Spring Beauty	<i>Claytonia virginica</i>											
Golden Ragwort	<i>Packera aurea</i>											
Serviceberry	<i>Amelanchier canadensis</i>											
Redbud	<i>Cercis canadensis</i>											
Coral Honeysuckle	<i>Lonicera sempervirens</i>											
Spicebush	<i>Lindera benzoin</i>											
Jacob's Ladder	<i>Polemonium reptans</i>											
Columbine	<i>Aquilegia canadensis</i>											
Pinxter Azalea	<i>Rhododendron periclymenoides</i>											
False Indigo	<i>Baptisia australis</i>											
Fringe Tree	<i>Chionanthus virginicus</i>											
Sweetbay Magnolia	<i>Magnolia virginiana</i>											
Wild Bleeding Heart	<i>Dicentra eximia</i>											
Golden Alexander	<i>Zizia aurea</i>											
Mapleleaf Viburnum	<i>Viburnum acerifolium</i>											
Tulip Tree	<i>Liriodendron tulipifera</i>											
Purple Passionflower	<i>Passiflora incarnata</i>											
Virginia Sweetspire	<i>Itea virginica</i>											
Wild Hydrangea	<i>Hydrangea arborescens</i>											
Elderberry	<i>Sambucus nigra</i>											
Butterflyweed	<i>Asclepias tuberosa</i>											
Wild Bergamot	<i>Monarda fistulosa</i>											
Ox-eye Sunflower	<i>Heliopsis helianthoides</i>											
Swamp Milkweed	<i>Asclepias incarnata</i>											
Culver's Root	<i>Veronicastrum virginicum</i>											
Orange Coneflower	<i>Rudbeckia fulgida</i>											
New York Ironweed	<i>Vernonia noveboracensis</i>											
Buttonbush	<i>Cephalanthus occidentals</i>											
Boneset	<i>Eupatorium perfoliatum</i>											
Blue Lobelia	<i>Lobelia siphilitica</i>											
Hollow Joe-pye-weed	<i>Eutrochium fistulosum</i>											
Early Goldenrod	<i>Solidago juncea</i>											
Wingstem	<i>Verbesina alternifolia</i>											
Obedient Plant	<i>Physostegia virginiana</i>											
New England Aster	<i>Symphyotrichum novae-angliae</i>											
Bluestem Goldenrod	<i>Solidago caesia</i>											
Witchhazel	<i>Hamamelis virginiana</i>											

■ Perennial
 ■ Shrub
 ■ Tree
 ■ Vine

Demonstration Gardens & Groundcovers

Where Can I Visit to See Demo Native Gardens?




Visiting a demonstration garden is a good way to get inspiration and guidance on how to incorporate new plants into your landscape. There are many different types of demonstration gardens in our area. You will find gardens focused on pollinators, rainwater, urban settings, and more.

For a map of public gardens with native plants in Northern Virginia as well as the rest of the East Coast, visit the Plant NoVA Natives website at www.plantnovanatives.org/visit-native-gardens.

Groundcovers:

There are many native plants that work well as substitutes for the invasive groundcovers. In nature, a mixture of plants of various heights completely covers the ground.

Native options include perennials, grasses, and ferns that can form dense cover, hold organic matter in place, and prevent erosion. Many attractive plants such as *Tiarella cordifolia*, *Packeria aurea*, *Fragaria virginiana*, *Chrysogonum virginianum*, *Phlox subulata*, and *Carex platyphylla* make good groundcovers.

Plants which function in this way are indicated by the Groundcover  icon.

For more information, please visit: <https://www.plantnovanatives.org/groundcovers>

Kids and Native Plants

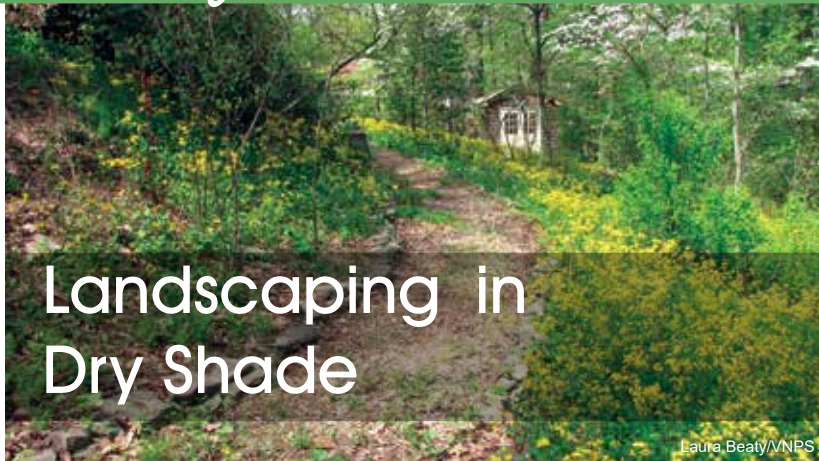


Many public and private schools are building wildlife habitats on school grounds to offer students a rich, hands-on experience with native Virginia plants and animals. Fairfax County Public Schools, for example, have over 80 schools with wildlife habitat, and the number is growing each year. These outdoor classrooms give students the opportunity to engage in authentic, problem-based learning efforts. Students work together to help plan, construct, and maintain the wildlife habitat, and see that their everyday actions can make a difference in the health of the environment.



Schools can be an agent of change by demonstrating sustainable landscaping techniques on their properties and educating their students and surrounding communities about the importance of providing wildlife habitat.

The Right Plants in the Right Place



Landscaping in Dry Shade

Laura Beaty/VNPS

Finding plants that will thrive in dry shade can be challenging. Spring ephemerals (plants that flower and set seed before the tree canopy fills in and then go dormant) are good choices. The lists below contain many attractive species that can be grown in dry, shady areas.

Perennials (Forbs)

Antennaria plantaginifolia • Plantain-leaved Pussytoes
Chrysogonum virginianum • Green and Gold
Conoclinium coelestinum • Mistflower, Ageratum
Dicentra eximia • Bleeding Heart
Erigeron pulchellus • Robin's Plantain
Eurybia divaricata • White Wood Aster
Goodyera pubescens • Downy Rattlesnake-plantain
Helianthus divaricatus • Woodland Sunflower
Heuchera americana • American Alumroot
Mitchella repens • Partridgeberry
Packera aurea • Golden or Heartleaf Ragwort
Polygonatum biflorum • Solomon's Seal
Pycnanthemum incanum • Hoary Mountain Mint
Ruellia caroliniensis • Carolina Wild-petunia
Tiarella cordifolia • Heart-leaved foamflower

Ferns

Dryopteris carthusiana • Spinulose Woodfern
Dryopteris marginalis • Marginal Woodfern
Polystichum acrostichoides • Christmas Fern

Vines

Clematis virginiana • Virgin's Bower
Parthenocissus quinquefolia • Virginia Creeper

Shrubs

Cornus racemosa • Gray Dogwood
Ceanothus americanus • New Jersey Tea, Redroot
Gaultheria procumbens • Wintergreen, Teaberry
Hamamelis virginiana • Witch Hazel
Hydrangea arborescens • Wild Hydrangea
Hypericum prolificum • Shrubby St. John's Wort
Lindera benzoin • Spicebush
Staphylea trifolia • Bladdernut
Vaccinium pallidum • Early Lowbush Blueberry
Viburnum acerifolium • Maple-leaved Viburnum

Trees

Amelanchier arborea • Downy Serviceberry
Carpinus caroliniana • American Hornbeam
Cercis canadensis • Eastern Redbud
Chionanthus virginicus • Fringe Tree
Ilex Opaca • American Holly



Heart-leaf Aster and Blue-stem Goldenrod and White Wood Aster.

Laura Beaty/VNPS

Landscaping in Street Side Places



James McGlone/VDOF

Whether you have curb and gutters or a roadside ditch, street side environments experience dry, harsh conditions and are exposed to pollutants, salt, and compacted soil. Soil pH can be affected through leaching from concrete curbs and sidewalks. Ditches can alternate between wet and dry. Trees should be planted on the yard side of sidewalks or ditches and shrubs should provide clearance for pedestrians and vehicles.

Perennials (Forbs)

Antennaria plantaginifolia • Plantain-leaved Pussytoes
Asclepias tuberosa • Butterfly Weed
Monarda fistulosa • Wild Beramot
Oenothera fruticosa • Narrowleaf Evening Primrose
Phlox subulata • Moss Phlox
Pycnanthemum incanum, *P. muticum* • Mountain Mints
Ruellia caroliniensis • Carolina Wild-petunia
Solidago species • Goldenrods

Grasses/Ferns

Panicum virgatum • Switchgrass
Schizachyrium scoparium • Little Bluestem
Thelypteris palustris • Marsh Fern

Shrubs

Aronia arbutifolia (*Photinia pyrifolia*) • Red Chokeberry
Aronia melanocarpa (*Photinia melanocarpa*) • Black Chokeberry
Gaylussacia baccata • Black Huckleberry
Rhus aromatica • Fragrant sumac
Rosa carolina • Carolina Rose
Viburnum dentatum • Arrowwood

In the Ditch - Plants That Take Wet & Dry

Asclepias incarnata • Swamp Milkweed
Eupatorium perfoliatum • Boneset
Eutrochium fistulosum • Hollow Joe-pye-weed
Hibiscus moscheutos • Rose-mallow
Lobelia cardinalis • Cardinal Flower
Verbesina alternifolia • Wingstem
Vernonia noveboracensis • New York Ironweed
Itea virginica • Virginia Sweetspire
Sambucus canadensis • Common Elderberry



James McGlone/VDOF

Smooth Sumac, *Rhus Glabra* in rear and Hoary Mountain-mint, *Pycnanthemum incanum* in foreground.

The Right Plants in the Right Place



Landscaping in Small Places

Native plant gardens can also be grown in small spaces such as a townhouse yard or apartment balcony. As with any other situation, small-space gardening requires that you acknowledge the amount of space you and the plant need. In considering the space for the plant, don't forget the roots. On apartment balconies a diverse mix of potted forbs, vines, grasses, and ferns can provide pollinator habitat. Mixing spring, summer, and fall-blooming plants in a planter or group of planters can provide beauty and color throughout the growing season.

Perennials (Forbs)

Aquilegia canadensis • Wild Columbine
Actaea racemosa (Cimicifuga racemosa) • Black Cohosh
Asarum canadense • Wild Ginger
Asclepias tuberosa • Butterfly Weed
Chrysogonum virginicum • Green and Gold

Perennials (Forbs)

Coreopsis verticillata • Threadleaf Tickseed
Dicentra eximia • Wild Bleeding Heart
Eurybia (Aster) divaricata • White Wood Aster
Geranium maculatum • Wild Geranium
Heuchera americana • American Alumroot
Lobelia cardinalis • Cardinal Flower
Lobelia siphilitica • Great Blue Lobelia
Maianthemum racemosum • Solomon's Plume
Penstemon digitalis • Beardtongue Penstemon
Phlox divaricata • Wild Blue Phlox
Phlox stolonifera • Creeping Phlox
Polygonatum biflorum • Solomon's Seal
Pycnanthemum tenuifolium • Narrow-leaved Mountain Mint
Salvia lyrata • Lyre-leaf Sage
Sedum ternatum • Wild Stonecrop
Sisyrinchium angustifolium • Blue-eyed Grass
Tiarella cordifolia • Foamflower

Grasses, Sedges, and Rushes

Elymus hystrix • Bottlebrush Grass
Carex pennsylvanica • Pennsylvania Sedge
Carex stricta • Tussock or Upright Sedge
Schizachyrium scoparium • Little Bluestem

Ferns

Adiantum pedatum • Maidenhair Fern
Asplenium platyneuron • Ebony Spleenwort
Athyrium asplenoides • Southern Lady Fern
Dryopteris marginalis • Wood Fern
Polystichum acrostichoides • Christmas Fern

Vines

Lonicera sempervirens • Coral Honeysuckle
Passiflora lutea • Yellow Passionflower
Parthenocissus quinquefolia • Virginia Creeper



Blooming native plants, such as Golden Alexanders and Wild Columbine, add color and bring pollinators to a balcony.



Itea virginica, Sweetspire, makes a great container plant.



Landscaping in Wet Places

Sue Dingwell/VNPS

Not all plants will survive in wet and saturated soils. When soils are saturated they are oxygen poor, which affects both the microbial community and soil chemistry, as well as depriving plants of oxygen needed to process energy. The plants that grow in wet areas in the wild are adapted to these conditions and should grow well in your wet site. The following list of plants are species that will tolerate periodically wet or saturated soils.

Perennials (Forbs)

Arisaema triphyllum • Jack-in-the-pulpit
Asclepias incarnata • Swamp Milkweed
Caltha palustris • Marsh Marigold
Chelone glabra • White Turtlehead
Eupatorium perfoliatum • Common Boneset
Helianthus angustifolius • Narrow-leaved Sunflower
Hibiscus moscheutos • Swamp Rose-mallow
Lobelia cardinalis • Cardinal Flower
Monarda didyma • Scarlet Beebalm, Oswego Tea
Packera aurea • Golden Ragwort
Phlox maculata • Meadow phlox
Rudbeckia laciniata • Cut-leaf Coneflower
Symphotrichum (Aster) novae-angliae, novi-belgii • New England and New York Aster
Thalictrum pubescens • Common Tall Meadow Rue
Verbena hastata • Common or Swamp Verbena

Perennials (Forbs)

Vernonia noveboracensis • New York Ironweed
Veronicastrum virginicum • Culver's-root

Grasses, Sedges, and Rushes

Carex rosea • Rosy Sedge
Carex stricta • Tussock or Upright Sedge
Dichanthelium clandestinum • Deer-tongue Grass
Juncus effusus • Common Rush
Panicum virgatum • Switchgrass

Ferns

Dryopteris carthusiana, intermedia • Spinulose and Intermediate Wood Fern
Onoclea sensibilis • Sensitive Fern
Osmundastrum cinnamomeum • Cinnamon Fern
Osmunda spectabilis • Royal Fern
Pteridium aquilinum • Bracken Fern
Thelypteris palustris • Marsh Fern

Shrubs

Alnus serrulata • Smooth or Hazel Alder
Aronia melanocarpa • Black Chokeberry
Cephalanthus occidentalis • Buttonbush
Cornus amomum • Silky Dogwood
Ilex verticillata • Winterberry Holly
Itea virginica • Virginia Sweetspire
Morella (Myrica) species • Southern and Northern Wax Myrtle or Bayberry
Physocarpus opulifolius • Ninebark
Sambucus canadensis • Common Elderberry
Rhododendron periclymenoides & viscosum • Wild Azalea and Swamp Azalea
Rosa palustris • Swamp Rose
Viburnum dentatum, nudum & prunifolium • Arrowwood, Possum-haw, and Blackhaw Viburnums

Trees

Betula nigra • River Birch
Carpinus caroliniana • American Hornbeam
Liquidambar styraciflua • Sweetgum
Magnolia virginiana • Sweetbay Magnolia
Salix nigra • Black Willow

Invasives of Particular Concern in Northern Virginia

Invasive, non-native plants do not provide the same ecosystem services as natives and have a harmful effect on our environment, not only in the suburban community but also in our forests, parks, and other natural areas.

Please do not plant these non-native, invasive species and consider removing them from the landscape. Volunteers and natural resource management staff spend many hours and resources to mitigate the spread and the consequences of these and other invasive species. Although there are many non-native plant species that invade our natural areas, the plants listed below are particularly problematic because they are still available in the trade and are sold and planted throughout the region. Consider planting one of the natives listed here as an alternative to these plants.

Our public areas are particularly prone to infestations of invasives. You can help! Volunteer with invasive removal programs. Donate money for professional management. Join the Tree Rescuers program. Learn more at plantnovatrees.org.

Invasive of Concern: *Acer platanoides* • Norway Maple
NOVA Native Alternatives: *Acer rubrum* • Red Maple
Quercus species • Oaks

Invasive of Concern: *Akebia quinata* • Chocolate Vine or Five-leaf Akebia
NOVA Native Alternatives: *Bignonia capreolata* • Crossvine
Lonicera sempervirens • Coral Honeysuckle
Parthenocissus quinquefolia • Virginia Creeper
Vitis species

Invasive of Concern: *Ampelopsis brevipedunculata* • Porcelain-Berry
NOVA Native Alternatives: See alternatives listed above for *Akebia*

Invasive of Concern: *Berberis thunbergii* • Japanese Barberry
NOVA Native Alternatives: *Ilex verticillata* • Winterberry Holly
Itea virginica • Virginia Sweetspire
Viburnum acerifolium • Maple-leaved Viburnum

Invasive of Concern: *Euonymus alatus* • Burning Bush
NOVA Native Alternatives: *Itea virginica* • Virginia Sweetspire
Vaccinium species • Blueberries
Viburnum species

Invasive of Concern: *Euonymus fortunei* • Wintercreeper
NOVA Native Alternatives: see English Ivy

Invasive of Concern: *Hedera helix* • English Ivy
NOVA Native Alternatives: *Asarum canadense* • Wild Ginger
Creeping Phloxes
Ferns
Parthenocissus quinquefolia • Virginia Creeper
Packera aurea • Golden Ragwort

Invasive of Concern: *Humulus japonicus* • Japanese Hops Vine
NOVA Native Alternatives: See alternatives listed for *Akebia*

Invasive of Concern: *Liriope muscari* • Liriope
NOVA Native Alternatives: *Carex blanda* • Eastern Woodland Sedge
Carex glaucoidea • Blue Wood Sedge
Carex platyphylla • Broad-leaved Sedge
Carex rosea • Rosy Sedge
Elymus hystrix • Bottlebrush Grass

Invasive of Concern: *Lonicera japonica* • Japanese (Hall's) Honeysuckle
NOVA Native Alternatives: *Bignonia capreolata* • Crossvine
Lonicera sempervirens • Trumpet Honeysuckle

Invasive of Concern: *Miscanthus sinensis* • Miscanthus
NOVA Native Alternatives: *Schizachyrium scoparium* • Little Bluestem

Invasive of Concern: *Phyllostachys aurea* • Golden Bamboo
NOVA Native Alternatives: *Juniperus virginiana* • Eastern Redcedar

Invasive of Concern: *Pyrus calleryana* • Bradford Pear
NOVA Native Alternatives: *Amelanchier* species • Serviceberries
Cercis canadensis • Redbud
Cornus florida • Dogwood
Crataegus species • hawthorns

Invasive of Concern: *Wisteria floribunda* and *Wisteria sinensis*
NOVA Native Alternatives: *Lonicera sempervirens* • Trumpet Honeysuckle

Save NOVA Trees from Invasive Vines!



Margaret Fisher

Asian Wisteria (shown above) and English Ivy (not pictured) will outcompete almost any herbaceous species and create large monoculture mats in the yard and forest. These invasive vines are aggressive climbers that can reach the canopy, causing tree strangulation and the death of trees. Invasive insects are able to hide from predators under the leaves of ivy, and dampness encourages mosquitos to breed. Avoid all species of Hedera (Ivy) including Hedera helix varieties and Hedera hibernica - Atlantic Ivy.

Learn More About Invasive Plants

For more information about invasives of concern in Northern Virginia and native alternatives, and how to manage invasives on your property, visit:

Plant NOVA Natives:

www.plantnovanatives.org/invasive-plant-management

Department of Conservation and Recreation, Division of Natural Heritage:

www.dcr.virginia.gov/natural_heritage/invspfactsheets.shtml

USDA National Invasive Species Information Center:

www.invasivespeciesinfo.gov/plants/main.shtml

Center for Invasive Species and Ecosystem Health:

www.invasive.org/species/weeds.cfm

Mistaken Identity—Invasive Plants and Their Native Look-Alikes (pub):

ftp://ftp-fc.sc.egov.usda.gov/DE/publications/Mistaken_Identity_Final.pdf

As many as three million trees may be in danger of being killed by invasive non-native vines in Northern Virginia. This is not even counting the ones that are displaced by invasive non-native trees such as Tree-of-Heaven, Callery Pear, Autumn Olive, Mimosa, Princess Tree and Norway Maple.

Native vines very rarely harm trees and are essential to the ecosystem. It is important to preserve our Virginia Creeper, Grape, Coral Honeysuckle, Greenbrier and other native vines that provide berries for migrating birds and host the caterpillars of moths and butterflies. Poison Ivy is another native that may be unpopular in yards but is an important food source for birds.

Birds eat the berries of non-native vines, and that is a significant problem. Not only do the birds spread the seeds to other areas, the nutritional content of these berries is, in most cases, inappropriate for our native birds.

Invasive vines kill trees by strangling, smothering, or weighing them down. English Ivy and Wintercreeper also hold moisture against the trunk and damage the bark. You can save the trees temporarily by cutting the vines at the base and letting them die back above. For permanent relief, the roots will need to be removed or the cut stump treated with herbicide. Before cutting anything, make sure it is not a native vine!

Vines that stick to the trunk, weigh down trees and rot the bark:

English Ivy
Wintercreeper

Vines that twist around and strangle trees as well as smother:

Chinese and Japanese Wisteria
Japanese Honeysuckle
Oriental Bittersweet

Vines that smother

Kudzu
Five-leaved Akebia
Porcelain Berry
Sweet Autumn Clematis

Annual vines that smother (must be pulled up before going to seed):

Japanese Hop
Mile-a-Minute

Climbing shrubs that smother

Multiflora Rose
Thorny Elaeagnus



Deer Resistant Plants

Is Your Property Frequented by Deer?

It sounds odd to most people, but suburban landscapes can support more deer than wilderness areas. That is because deer are browsers that prefer edge habitat and rely on broadleaved plants, twigs, buds and nuts. Suburban yards produce a tremendous amount of edge habitat and desirable forage. With no predators and high fertility rates, the result is deer browse far above what our backyard plants—and the remaining plants in our natural areas—can sustain.

Until we can work to reduce deer numbers to the point where their browse will not be excessive, the best bet is to employ a mix of strategies to reduce deer impacts in your yard so that you can play host to native plants and the other wildlife they support.

To discourage browsing, you can first select plants that deer find less palatable, which include spiny, hairy, and aromatic plants. Less preferred forest plants include ericaceous shrubs (Mountain Laurel, Rhododendrons, Blueberries), American Holly, Pawpaw, spring ephemeral wildflowers (Bluebells, Spring Beauties), White Wood Aster, Jumpseed (*Persicaria virginiana*) and Christmas and other ferns.

Sun-loving plants include, among others, native grasses (Virginia Wild Rye, Purpletop, Indian Grass, Purple Lovegrass), eutrochiums and eupatoriums (Joe-Pye Weed, Common Boneset, Purple Mistflower), tickseed sunflowers (*Bidens* species) and False Sunflower (*Heliopsis helianthoides*) and Prickly-pear Cactus. For the most part, deer also avoid eating asters and goldenrods, plants in the mint family (Hoary Mountain Mint, *Pycnanthemum muticum*, and Narrow-leaf Mountain Mint, *P. tenuifolium*) and blackberries.

Newly planted trees and shrubs may require enclosures to prevent browse on tender young shoots, or the planting of larger specimen trees. Fencing around your yard may be ineffective if it is less than eight feet. Repellents are another approach. Many people try variations of human hair, sweaty t-shirts, dog or coyote urine, home recipes usually made of peppers, or commercial sprays to minimize deer browse. Commercial sprays (based on putrescent egg solids), if reapplied regularly (usually after rain), are effective.

Remember that it is usually most effective to combine multiple deterrents with a diverse plant palette to increase success.

For more information about how to deter deer on your property, visit the Plant NOVA Natives website at www.plantnovanatives.org/deer-and-native-plants



- 1 - Ostrich Fern, *Matteuccia struthiopteris*
- 2 - Eastern Prickly-pear, *Opuntia humifusa*
- 3 - Dwarf Crested Iris, *Iris cristata*
- 4 - Pawpaw, *Asimina triloba*
- 5 - Clustered Mountain-mint, *Pycnanthemum muticum*
- 6 - Scarlet Beebalm, *Monarda didyma*, and Hollow Joe-pye-weed, *Eutrochium fistulosum*

Inspiration

Bringing Nature Home: How You Can Sustain Wildlife with Native Plants, Douglas W. Tallamy, 2009 – The book that galvanized the native plant movement.

Nature's Best Hope, Douglas W. Tallamy, 2020 – Practical applications of the ideas in his first book.

Native Plants in Their Natural Environment

Flora of Virginia Project – www.floraofvirginia.org/

- **Flora of Virginia Mobile App** – contains everything from the print Flora of Virginia, with photos, more illustrations, range maps, updates and easy-to-use Graphic Key
- **Digital Atlas of the Virginia Flora** – Find in which counties plant species appear. www.vaplantatlas.org/

Virginia Native Plant Society – www.vnps.org

Native Plants for Conservation, Restoration and Landscaping – Virginia's many plant communities – www.dcr.virginia.gov/natural_heritage/nativeplants.shtml

USDA Plants Database – find range of species across United States – <http://plants.usda.gov>

Ferns and Mosses of Virginia's Coastal Plain, Helen Hamilton, 2016

Finding Wildflowers in the Washington-Baltimore Area, Cristol Fleming, Marion Lobstein and Barbara Tufty, 1995

Flora of Virginia, Alan S. Weakley, J. Christopher Ludwig and John E. Townsend, 2012 - At 1572 pages, the definitive work on Virginia plants.

Teaming with Microbes: The Organic Gardener's Guide to the Soil Food Web, Jeff Lowenfels and Wayne Lewis, 2010

Wildflowers and Grasses of Virginia's Coastal Plain, Helen Hamilton and Gustavus Hall, 2013

WINGS: Essays on Invertebrate Conservation, Xerces Society – Read online or subscribe. www.xerces.org/wings-magazine

Using Native Plants in Our Landscapes

PLANT SEARCH SITES:

search by planting conditions and other features

- **Plant NOVA Natives** – www.plantnovanatives.org/plant-finder-app
- **Northern Virginia Wildlife Gardening Database** - www.novawildlifegarden.net
- **Chesapeake Bay Native Plant Center** – www.nativeplantcenter.net - See also the link to the pdf for the booklet **Native Plants for Wildlife Habitat and Conservation Landscaping: Chesapeake Bay Watershed**
- **Lady Bird Johnson Wildflower Center** – www.wildflower.org
- **Plants for Birds** (National Audubon Society) – www.audubon.org/native-plants

Audubon-at-Home – You may request a free site visit for wildlife habitat – www.audubonva.org/audubon-at-home

Habitat Gardening for Wildlife, Virginia Department of Wildlife Resources – <https://dwr.virginia.gov/wp-content/uploads/habitat-gardening.pdf>

Master Gardeners of Northern Virginia "Tried and True Plants" – www.mgnv.org/plants

Plant Virginia Natives Initiative – Learn more about Virginia's regional native plant marketing campaigns, and download a FREE native plant guide to where you live and garden – www.PlantVirginiaNatives.org

Essential Native Trees and Shrubs, Tony Dove and Ginger Woolridge, 2018

Garden Revolution, Larry Weaner and Thomas Christopher, 2016

The Living Landscape: Designing for Beauty and Biodiversity in the Home Garden, Rick Darke and Doug Tallamy, 2014

The Pollinator Victory Garden, Kim Eierman, 2020

William Cullina's books:

Growing and Propagating Wildflowers, 2000

Native Ferns, Mosses, and Grasses, 2020

Native Trees, Shrubs, & Vines, 2019




















































































































































Planning to hire a landscaper?

The Chesapeake Bay Landscape Professional (CBLP) Certification is a new, voluntary credential system for professionals who design, install, and maintain sustainable landscapes. Find out more about this new certification program, and view a business directory of certified professionals at <https://cblpro.org/>.












































































































































Index of Northern Virginia Native Plants

Latin Name	Common Name	Height	Sun	Moisture	Wildlife	Page
Perennials (Forbs)						
<i>Achillea millefolium</i>	Common Yarrow	1–3 ft				
<i>Actaea racemosa</i>	Common Black Cohosh, Bugbane	4–6 ft				
<i>Ageratina altissima</i>	White Snakeroot	1–5 ft				
<i>Antennaria plantaginifolia</i>	Plantain-leaved Pussytoes	0.5–1 ft				
<i>Aquilegia canadensis</i>	Wild or Eastern Red Columbine	1–3 ft				6
<i>Aralia racemosa</i>	Spikenard, American Spikenard	1.5–6.5 ft				
<i>Arisaema triphyllum</i>	Common Jack-in-the-pulpit	1–3 ft				6
<i>Aruncus dioicus</i>	Goatsbeard (Eastern Goat's-beard)	3–8 ft				6
<i>Asarum canadense</i>	Common Wild Ginger	4–8 in				6
<i>Asclepias incarnata</i>	Swamp Milkweed	4–6 ft				7
<i>Asclepias tuberosa</i>	Butterfly Weed	1–3 ft				7
<i>Baptisia australis</i>	Blue Wild Indigo	up to 5 ft				7
<i>Baptisia tinctoria</i>	Yellow Wild-indigo	1–3 ft				7
<i>Caltha palustris</i>	Marsh Marigold, Cowslip	1–2 ft				
<i>Caulophyllum thalictroides</i>	Blue Cohosh, Common Blue Cohosh	1–2.5 ft				
<i>Chamaecrista fasciculata</i>	Common Partridge Pea	0.5–3 ft				
<i>Chelone glabra</i>	White Turtlehead	2–4 ft				8
<i>Chrysogonum virginianum</i>	Green and Gold	2–6 in				8
<i>Chrysopsis mariana</i>	Maryland Golden-aster	0.5–2.5 ft				
<i>Claytonia virginica</i>	Virginia Spring Beauty	4–12 in				8
<i>Clitoria mariana</i>	Butterfly Pea, Maryland Butterfly Pea	6 ft				
<i>Conoclinium coelestinum</i>	Mistflower, Ageratum	1–3.5 ft				
<i>Coreopsis verticillata</i>	Whorled or Threadleaf Coreopsis	0.5–3.5 ft				8
<i>Dicentra cucullaria</i>	Dutchman's Breeches	0.5–1 ft				
<i>Dicentra eximia</i>	Wild Bleeding Heart	1–6 ft				9
<i>Erigeron pulchellus</i>	Robin's Plantain	0.5–1.5 ft				
<i>Eupatorium hyssopifolium</i>	Hyssop-leaved Thoroughwort	1–4.5 ft				

















































































































































Index of Northern Virginia Native Plants

Latin Name	Common Name	Height	Sun	Moisture	Wildlife	Page
Perennials (Forbs)						
<i>Eupatorium perfoliatum</i>	Boneset, Common Boneset	1–5 ft	 	 	 	
<i>Eurybia divaricata</i>	White Wood Aster	6 in–3.5 ft	 	 	 	9
<i>Euthamia graminifolia</i>	Flat-top Goldenrod	3–6 ft			  	17
<i>Eutrochium fistulosum</i>	Hollow Joe-pye-weed	2–8 ft	 	 	  	9
<i>Fragaria virginiana</i>	Wild Strawberry	up to 1 ft	 	 	  	9
<i>Gentiana clausa</i>	Bottle or Closed Gentian	1–3.5 ft		 		
<i>Geranium maculatum</i>	Wild or Spotted Geranium	0.5–2.5 ft	 		 	10
<i>Helenium autumnale</i>	Common Sneezeweed	1.5–6 ft	  	 	 	10
<i>Helianthus angustifolius</i>	Narrow-leaved Sunflower	3–6 ft	 	 		10
<i>Helianthus divaricatus</i>	Woodland or Spreading Sunflower	1.5–6.5 ft		 	  	
<i>Helianthus tuberosus</i>	Jerusalem Artichoke	3–6 ft	 	 	 	
<i>Heliopsis helianthoides</i>	Oxeye, Smooth Oxeye, Oxeye Sunflower	1–5 ft	 	 	 	
<i>Hepatica nobilis v. obtusa</i>	Round-lobed Hepatica	0.5–2 ft	 	 		
<i>Heuchera americana</i>	American Alumroot	1–5 ft	 	 		10
<i>Hibiscus moscheutos</i>	Swamp or Eastern Rose-mallow	3–8 ft	 	 	 	11
<i>Houstonia caerulea</i>	Common Bluets, Azure Bluets, Quaker Ladies	0.5–1 ft	 		  	
<i>Impatiens capensis</i>	Orange or Spotted Jewelweed	1.5–5 ft	 	 	 	
<i>Iris cristata</i>	Dwarf Crested Iris	0.5–1.5 ft	 	 	 	11
<i>Iris virginica</i>	Virginia or Southern Blueflag	1–2 ft	 			
<i>Jeffersonia diphylla</i>	Twinleaf	0.5–1 ft	 			
<i>Liatris pilosa v. pilosa</i>	Grass-leaf Blazing Star or Gayfeather	1-3.5 ft				11
<i>Liatris scariosa</i>	Large Blazing Star, Eastern Blazing Star	1-3.5 ft	 	 	 	11
<i>Liatris spicata</i>	Dense Blazing Star, Gayfeather, Blazing Star	3-6 ft			 	11
<i>Liatris squarrosa</i>	Scaly Blazing Star, Plains Blazing Star	1-3 ft			 	11
<i>Lilium canadense</i>	Canada Lily	1.5–6.5 ft	 	 		
<i>Lilium superbum</i>	Turk's-cap Lily	4–8 ft	 		 	12
<i>Lobelia cardinalis</i>	Cardinal Flower	1–6 ft	  	 	 	12

Index of Northern Virginia Native Plants

Latin Name	Common Name	Height	Sun	Moisture	Wildlife	Page
Perennials (Forbs)						
<i>Lobelia siphilitica</i>	Great Blue Lobelia	1–5 ft	 	 	 	12
<i>Maianthemum canadense</i>	Canada Mayflower, False Lily-of-the-valley	0.5 ft	 		 	
<i>Maianthemum racemosum</i>	Eastern Solomon's-plume, False Solomon's-seal	1–4.5 ft	 			12
<i>Mertensia virginica</i>	Virginia Bluebell, Virginia Cowslip	0.5–2.5 ft	 		 	13
<i>Mimulus ringens</i>	Square-stemmed or Allegheny Monkeyflower	1–3 ft	 		 	
<i>Mitchella repens</i>	Partridge-berry	1–4 in	 	 		13
<i>Monarda didyma</i>	Scarlet Beebalm, Oswego Tea	2–4 ft	 	 	 	13
<i>Monarda fistulosa</i>	Wild Bergamot	1.5–5 ft	 	 	  	
<i>Monarda punctata</i>	Spotted Beebalm		  	  	  	
<i>Oenothera fruticosa</i>	Narrow-leaf Evening Primrose or Sundrops	1–3 ft			 	13
<i>Opuntia humifusa</i>	Eastern Prickly-pear	1–2.5 ft			  	14
<i>Osmorhiza claytonii</i>	Sweet Cicely	1–3 ft	 			
<i>Oxalis violacea</i>	Violet Wood-sorrel	0.5 ft	 	 	 	
<i>Packera aurea</i>	Golden or Heartleaf Ragwort	1–4 ft	  	 		14
<i>Peltandra virginica</i>	Arrow Arum, Tuckahoe	2–3 ft	 			
<i>Penstemon hirsutus</i>	Hairy Beard-tongue	1–2 ft	 	 	 	15
<i>Phlox divaricata</i>	Wild Blue or Woodland Phlox	0.5–2 in	 	 	  	14
<i>Phlox maculata</i>	Meadow Phlox, Wild Sweet William	1–3 ft	  	 		
<i>Phlox paniculata</i>	Fall or Garden Phlox	1.5–6.5 ft	 		  	14
<i>Phlox subulata</i>	Moss Phlox, Moss Pink	0.5 ft				14
<i>Physostegia virginiana</i>	Northern or Fall Obedient-plant	1.5–5 ft	 	 	 	
<i>Podophyllum peltatum</i>	Mayapple	0.5–1.5 ft	 	 		15
<i>Polemonium reptans</i>	Spreading Jacob's Ladder, Greek Valerian	0.5–1.5 ft	 		 	
<i>Polygonatum biflorum</i>	Solomon's seal	0.5–6.5 ft	 	 		
<i>Pycnanthemum incanum</i>	Hoary Mountain-mint	3 ft			 	15
<i>Pycnanthemum muticum</i>	Clustered Mountain-mint	2–3 ft	 	 	 	15

Index of Northern Virginia Native Plants

Latin Name	Common Name	Height	Sun	Moisture	Wildlife	Page
Perennials (Forbs)						
<i>Pycnanthemum tenuifolium</i>	Narrow-leaf or Slender Mountain-mint	1–4 ft	 	  	 	15
<i>Rhexia virginica</i>	Virginia Meadow Beauty, Deergrass	1–3.5 ft		 	 	
<i>Rudbeckia fulgida</i>	Orange Coneflower	1.5–4 ft	 	 	 	16
<i>Rudbeckia hirta</i>	Blackeyed Susan	2–3 ft	 	 	  	16
<i>Rudbeckia laciniata</i>	Cut-leaf, Common or Green-headed Coneflower	1.5–10 ft	 		  	16
<i>Rudbeckia triloba</i>	Three-lobed Coneflower, Brown-eyed Susan	2–5 ft	 	 	 	16
<i>Ruellia caroliniensis</i>	Carolina or Common Wild-petunia	0.5–3 ft	  		 	16
<i>Salvia lyrata</i>	Lyre-leaf Sage	1–2 ft	 	 		
<i>Sanguinaria canadensis</i>	Bloodroot	0.5 ft	 			
<i>Saururus cernuus</i>	Lizard's-tail, Water-dragon	1.5–4.5 ft	 	 		
<i>Scutellaria integrifolia</i>	Rough or Hyssop Skullcap, Helmet Flower	1–2 ft		 		16
<i>Sedum ternatum</i>	Wild or Woodland Stonecrop	2–8 in		 		16
<i>Senna marilandica</i>	Maryland or Southern Wild Senna	3–6.5 ft	 	 	 	
<i>Silene caroliniana</i>	Wild or Northern Wild Pink	1.5–8 in		 	 	
<i>Sisyrinchium angustifolium</i>	Narrow-leaved Blue-eyed-grass	8–20 in	 	 		18
<i>Solidago altissima</i>	Tall Goldenrod, Late Goldenrod	3.5–6.5 ft	 	 	  	17
<i>Solidago caesia</i>	Blue-stemmed or Wreath Goldenrod	1–3.5 ft	 	 	  	17
<i>Solidago flexicaulis</i>	Zig-zag Goldenrod	0.5–3 ft	 	 	  	17
<i>Solidago juncea</i>	Early Goldenrod	3–6 ft	 	 	  	17
<i>Solidago nemoralis</i>	Gray, Dwarf, Old Field Goldenrod	0.5–3 ft	 	 	  	17
<i>Solidago odora</i>	Sweet Goldenrod	2–4 ft	 	 	 	17
<i>Solidago rugosa</i>	Rough-stemmed or Wrinkle-leaf Goldenrod	1–6.5 ft		  	  	17
<i>Spiranthes cernua</i>	Nodding Ladies' Tresses	0.5–2 ft	 	 		
<i>Stellaria pubera</i>	Star, Giant or Great Chickweed, Common Starwort	0.5–1.5 ft	 			
<i>Symphotrichum cordifolium</i>	Heart-leaved aster, Blue Wood Aster	3–6 ft			 	17
<i>Symphotrichum laeve</i>	Smooth Blue Aster, Smooth Aster	3–6 ft			 	17

Index of Northern Virginia Native Plants

Latin Name	Common Name	Height	Sun	Moisture	Wildlife	Page
Perennials (Forbs)						
<i>Symphotrichum lateriflorum</i>	Calico Aster	2–3 ft				17
<i>Symphotrichum novae-angliae</i>	New England Aster	3–6 ft				17
<i>Symphotrichum novi-belgii</i>	New York Aster	1–4.5 ft				17
<i>Thalictrum dioicum</i>	Early Meadow Rue	1–2.5 ft				
<i>Thalictrum pubescens</i>	Common Tall Meadow Rue, King of the Meadow	1.5–9 ft				
<i>Thalictrum thalictroides</i>	Rue Anemone (Windflower)	0.5–1 ft				
<i>Tiarella cordifolia</i>	Heart-leaved Foamflower, False Miterwort	0.5–1 ft				18
<i>Tradescantia virginiana</i>	Virginia Spiderwort	1–3 ft				
<i>Uvularia perfoliata</i>	Perfoliate or Mealy Bellwort	0.5–2 ft				
<i>Verbena hastata</i>	Blue, Common or Swamp Verbena	1.5–5 ft				
<i>Verbesina alternifolia</i>	Wingstem, Yellow Ironweed	3.5–8 ft				
<i>Vernonia noveboracensis</i>	New York Ironweed	3–6 ft				18
<i>Veronicastrum virginicum</i>	Culver's-root	3–6.5 ft				
<i>Viola bicolor</i>	Field Pansy, Wild Pansy	0.5 ft				17
<i>Viola cucullata</i>	Marsh Blue Violet	0.5 ft				17
<i>Viola labradorica</i>	Dog Violet	0.5–1 ft				17
<i>Viola pedata</i>	Bird's-foot Violet	0.5–1 ft				17
<i>Viola pubescens</i>	Yellow Violet	0.5–1 ft				17
<i>Viola sagittata</i>	Arrow-leaved Violet	0.5–1 ft				17
<i>Viola sororia</i>	Common Blue Violet, Conferate Violet	0.5–1 ft				18
<i>Viola striata</i>	Striped Violet, Cream Violet	0.5–1 ft				
<i>Zizia aurea</i>	Golden-alexanders	1–2 ft				18

Index of Northern Virginia Native Plants

Latin Name	Common Name	Height	Sun	Moisture	Wildlife	Page
Grasses, Sedges, and Rushes						
<i>Andropogon virginicus</i>	Broomsedge, Broomstraw, Sedge Grass	1–3 ft				
<i>Carex blanda</i>	Eastern Woodland Sedge	0.5–1 ft				21
<i>Carex crinita</i>	Long-fringed Sedge	0.5–1 ft				21
<i>Carex glaucoidea</i>	Blue Wood Sedge	0.5–1 ft				21
<i>Carex laxiculmis</i>	Creeping Sedge	0.5–1 ft				21
<i>Carex pennsylvanica</i>	Pennsylvania Sedge	0.5–1 ft				21
<i>Carex plantaginea</i>	Seersucker or Plaintain-leaved Sedge	0.5–1 ft				21
<i>Carex platyphylla</i>	Broadleaf Sedge	0.5–1 ft				21
<i>Carex rosea</i>	Rosy Sedge	0.5–1 ft				
<i>Carex stricta</i>	Tussock Sedge, Upright Sedge	1–3.5 ft				
<i>Danthonia spicata</i>	Poverty Oat Grass					19
<i>Dichanthelium clandestinum</i>	Deer-tongue Grass	2–5 ft				
<i>Elymus hystrix</i>	Bottlebrush Grass	2–4 ft				19
<i>Elymus virginicus</i>	Virginia Wild Rye	1–5.5 ft				
<i>Eragrostis spectabilis</i>	Purple Love Grass	0.5–1.5 ft				19
<i>Juncus effusus</i>	Common Rush, Soft Rush	1–4 ft				19
<i>Muhlenbergia capillaris</i>	Muhly Grass	1–3.8 ft				20
<i>Panicum virgatum</i>	Switchgrass	3–5 ft				20
<i>Saccharum giganteum</i>	Giant Plumegrass, Sugarcane Plumegrass	3.5–10 ft				
<i>Schizachyrium scoparium</i>	Little Bluestem	1.5–4 ft				20
<i>Scirpus cyperinus</i>	Woolgrass Bulrush	4–5 ft				
<i>Sorghastrum nutans</i>	Indian Grass	1.5–8.5 ft				20
<i>Tridens flavus</i>	Purpletop, Tall Redtop	2–6.5 ft				
<i>Zizania aquatica</i>	Southern Wild Rice	6–10 ft				

Index of Northern Virginia Native Plants

Latin Name	Common Name	Height	Sun	Moisture	Wildlife	Page
Ferns						
<i>Adiantum pedatum</i>	Northern Maidenhair Fern	0.5–2 ft				22
<i>Asplenium platyneuron</i>	Ebony Spleenwort	0.5–1.5 ft				
<i>Athyrium asplenoides</i>	Southern Lady Fern	1–3 ft				
<i>Dryopteris carthusiana</i>	Spinulose Wood Fern	1–2.5 ft				
<i>Dryopteris cristata</i>	Crested Wood Fern	1–2 ft				22
<i>Dryopteris intermedia</i>	Evergreen or Intermediate Wood Fern	1–3 ft				22
<i>Dryopteris marginalis</i>	Marginal Wood Fern, Evergreen Shield Fern	1–3 ft				22
<i>Matteuccia struthiopteris</i>	Ostrich Fern	1–3 ft				22
<i>Onoclea sensibilis</i>	Sensitive Fern, Bead Fern	1–3.5 ft				23
<i>Osmunda claytoniana</i>	Interrupted Fern	1–4 ft				
<i>Osmunda spectabilis</i>	Royal Fern	1.5–6 ft				23
<i>Osmundastrum cinnamomeum</i>	Cinnamon Fern	3–4 ft				23
<i>Parathelypteris noveboracensis</i>	New York Fern	1.5–3 ft				
<i>Polystichum acrostichoides</i>	Christmas Fern	1–3 ft				23
<i>Pteridium aquilinum</i>	Bracken Fern	1.5–4 ft				
<i>Thelypteris palustris</i>	Marsh Fern	2–3 ft				

Vines

<i>Bignonia capreolata</i>	Cross-vine	up to 60 ft				24
<i>Clematis virginiana</i>	Virgin's Bower	12–15 ft				24
<i>Lonicera sempervirens</i>	Trumpet or Coral Honeysuckle	3–20 ft				25
<i>Parthenocissus quinquefolia</i>	Virginia Creeper	3–40 ft				25
<i>Passiflora incarnata</i>	Purple Passionflower, Maypop	12–36 ft				24
<i>Passiflora lutea</i>	Yellow Passionflower	6–15 ft				24

Index of Northern Virginia Native Plants

Latin Name	Common Name	Height	Sun	Moisture	Wildlife	Page
Shrubs						
<i>Alnus serrulata</i>	Smooth or Hazel Alder	12–20 ft				
<i>Amorpha fruticosa</i>	False Indigo	6–13 ft				23
<i>Aralia spinosa</i>	Devil's Walking-stick, Hercules Club	20–30 ft				
<i>Aronia arbutifolia</i>	Red Chokeberry	6–15 ft				23
<i>Aronia melanocarpa</i>	Black Chokeberry	3–6 ft				
<i>Baccharis halimifolia</i>	High Tide Bush, Groundsel Tree, Mullet Bush	6–12 ft				
<i>Castanea pumila</i>	Allegheny Chinquapin	10–20 ft				
<i>Ceanothus americanus</i>	New Jersey Tea, Redroot	3 ft				
<i>Cephalanthus occidentalis</i>	Buttonbush	6–12 ft				23
<i>Corylus americana</i>	American Hazelnut	10–16 ft				
<i>Cornus amomum</i>	Silky Dogwood	6–12 ft				
<i>Crataegus crus-galli</i>	Cockspur Hawthorn	20–35 ft				
<i>Eubotrys racemosa</i>	Fetterbush, Swamp Doghobble	4–6 ft				
<i>Euonymus americanus</i>	Strawberry-bush, Heart's-a-bustin'	6–10 ft				
<i>Gaylussacia baccata</i>	Black Huckleberry	1.5–3 ft				
<i>Hamamelis virginiana</i>	Witch Hazel	10–15 ft				27
<i>Hydrangea arborescens</i>	Wild Hydrangea, Smooth Hydrangea	3–10 ft				27
<i>Hypericum prolificum</i>	Shrubby St. John's Wort	1–8 ft				28
<i>Ilex decidua</i>	Deciduous Holly, Possum-haw	12–36 ft				
<i>Ilex verticillata</i>	Winterberry	3–10 ft				28
<i>Itea virginica</i>	Virginia Sweetspire	3–8 ft				28
<i>Kalmia latifolia</i>	Mountain Laurel	5–15 ft				28
<i>Lindera benzoin</i>	Spicebush	6–16 ft				29
<i>Morella cerifera</i>	Wax Myrtle, Southern Bayberry	6–15 ft				29
<i>Physocarpus opulifolius</i>	Ninebark	3–10 ft				30
<i>Rhododendron maximum</i>	Great Rhododendron	15–20 ft				
<i>Rhododendron periclymenoides</i>	Wild Azalea, Pinxter Azalea	6–12 ft				30
<i>Rhododendron viscosum</i>	Swamp Azalea	6.5–10 ft				
<i>Rhus aromatica</i>	Fragrant sumac	2–6 ft				

Index of Northern Virginia Native Plants

Latin Name	Common Name	Height	Sun	Moisture	Wildlife	Page
<i>Rhus copallinum</i>	Winged, Shining or Flameleaf Sumac	3–35 ft				29
<i>Rhus glabra</i>	Smooth Sumac	2–20 ft				29
<i>Rhus typhina</i>	Staghorn Sumac	35–50 ft				29
<i>Rosa carolina</i>	Carolina Rose, Pasture Rose	1–6.5 ft				30
<i>Rosa palustris</i>	Swamp Rose	3–8 ft				
<i>Rubus odoratus</i>	Flowering Raspberry	3–6 ft				30
<i>Salix sericea</i>	Silky Willow	to 20 ft				31
<i>Sambucus canadensis</i>	Common Elderberry	6–12 ft				31
<i>Staphylea trifolia</i>	Bladdernut	3–15 ft				26
<i>Vaccinium corymbosum</i>	Highbush or Northern Highbush Blueberry	6–12 ft				
<i>Vaccinium pallidum</i>	Early Lowbush or Blue Ridge Blueberry	1.5–2 ft				
<i>Viburnum acerifolium</i>	Maple-leaved Viburnum, Dockmackie	4–6 ft				
<i>Viburnum dentatum</i>	Arrowwood, Southern Arrowwood Viburnum	10–15 ft				31
<i>Viburnum nudum</i>	Poosum-haw Viburnum, Southern Wild Raisin	6.5–20 ft				31
<i>Viburnum prunifolium</i>	Blackhaw Viburnum, Nannyberry	12–24 ft				31


Trees

<i>Acer rubrum</i>	Red Maple	40–100 ft				
<i>Amelanchier arborea</i>	Downy Serviceberry, Juneberry, Shadbush	15–25 ft				32
<i>Amelanchier canadensis</i>	Canada Serviceberry, Juneberry	15–30 ft				32
<i>Asimina triloba</i>	Pawpaw, Common Pawpaw	10–40 ft				32
<i>Betula nigra</i>	River Birch	30–80 ft				32
<i>Carpinus caroliniana</i>	American Hornbeam, Ironwood	35–50 ft				32
<i>Carya cordiformis</i>	Bitternut Hickory	60–100 ft				
<i>Carya glabra</i>	Pignut Hickory	60–100 ft				
<i>Carya tomentosa</i>	Mockernut Hickory	60–100 ft				33
<i>Celtis occidentalis</i>	Common Hackberry	40–100 ft				
<i>Cercis canadensis</i>	Eastern Redbud	20–35 ft				33
<i>Chionanthus virginicus</i>	Fringe Tree, Old Man's Beard	10–35 ft				
<i>Cornus florida</i>	Flowering Dogwood	20–50 ft				33
<i>Diospyros virginiana</i>	Common or American Persimmon	15–100 ft				


Index of Northern Virginia Native Plants

Latin Name	Common Name	Height	Sun	Moisture	Wildlife	Page
<i>Fagus grandifolia</i>	American Beech	50–100 ft				
<i>Ilex opaca</i>	American Holly	25–60 ft				33
<i>Juniperus virginiana</i>	Eastern Redcedar	30–40 ft				34
<i>Liquidambar styraciflua</i>	Sweetgum	up to 90 ft				34
<i>Liriodendron tulipifera</i>	Tulip-tree, Tulip-poplar, Yellow Poplar	70–100 ft				
<i>Magnolia virginiana</i>	Sweetbay Magnolia, Swamp Magnolia	12–30 ft				34
<i>Malus angustifolia</i>	Southern Crabapple	12–36 ft				
<i>Nyssa sylvatica</i>	Sour Gum, Black Gum, Tupelo	60–100 ft				34
<i>Pinus echinata</i>	Shortleaf Pine	50–100 ft				35
<i>Pinus rigida</i>	Pitch Pine	50–75 ft				
<i>Pinus virginiana</i>	Virginia Pine, Scrub Pine	50–80 ft				
<i>Plantanus occidentalis</i>	American Sycamore	75–100 ft				35
<i>Prunus americana</i>	American Wild Plum	15–100 ft				
<i>Prunus angustifolia</i>	Chickasaw Plum	12–36 ft				35
<i>Prunus serotina</i>	Black Cherry	75–100 ft				35
<i>Quercus alba</i>	White Oak	40–100 ft				36
<i>Quercus bicolor</i>	Swamp White Oak	60–100 ft				
<i>Quercus coccinea</i>	Scarlet Oak	40–75 ft				36
<i>Quercus falcata</i>	Southern Red Oak, Spanish Oak	70–80 ft				36
<i>Quercus marilandica</i>	Blackjack Oak	35–50 ft				37
<i>Quercus michauxii</i>	Swamp Chestnut Oak, Basket Oak	50–80 ft				
<i>Quercus montana</i>	Chestnut Oak, Rock Chestnut Oak	40–80 ft				
<i>Quercus muehlenbergii</i>	Chinquapin, Chinkapin or Yellow Oak	35–50 ft				
<i>Quercus palustris</i>	Pin Oak	50–80 ft				37
<i>Quercus phellos</i>	Willow Oak	80–100 ft				37
<i>Quercus rubra</i>	Northern Red Oak	90 ft				37
<i>Quercus shumardii</i>	Shumard Oak	50–90 ft				
<i>Quercus stellata</i>	Post Oak	40–50 ft				
<i>Quercus velutina</i>	Black Oak	75–100 ft				
<i>Salix nigra</i>	Black Willow	35–50 ft				
<i>Sassafras albidum</i>	Sassafras	35–50 ft				35

Landscape Design Sketches



Landscape Design Sketches



Plant Virginia Natives Initiative

The Plant NOVA Natives campaign is part of the Plant Virginia Natives Initiative, a collaborative network of partners engaged in statewide and regional strategies to increase the knowledge, use, and availability of native plants. The Virginia Coastal Zone Management (CZM) Program, a network of state agencies and coastal localities, introduced, coordinates, and has funded the initiative since 2009. Over 150 partners across the Commonwealth also contribute significant support and resources to the initiative.

The Plant Virginia Natives Initiative advances the shared goals of these partners, which are outlined in an **Action Plan** (downloadable from PlantVirginiaNatives.org):

- Goal 1:** Continue to encourage and increase collaboration and coordination among partners engaged in native plant education, communication, and marketing.
- Goal 2:** Enhance knowledge of the value of native plants.
- Goal 3:** Increase Virginia-grown native stock, and consumer access to native plants.
- Goal 4:** Increase demand and use of plants native to Virginia by:
- Landscape and land use professions (including engineers, landscape architects, and anyone involved in land development)
 - Homeowners
 - Landscaping and demonstration restoration projects on public land (state, federal) and also private (landowners/non-profits)

There are now nine regional native plant marketing campaigns in Virginia—throughout the coastal zone, across the Piedmont, and into the mountains—including the Plant NOVA Natives campaign.

Regional native plant marketing campaigns help meet the goals of the initiative by:

1. Increasing the knowledge and use of plants native to the region, according to the Flora of Virginia.
2. Helping landowners learn more about their property and the benefits of a native plant landscape and conservation landscaping, and how by planting natives they can impact the ecological diversity and sustainability of natural landscapes beyond their property, neighborhood, and community.
3. Engaging with local garden centers in the region to promote the native plants they currently carry and to increase the supply and variety of the native plants they carry.
4. Engaging with local jurisdictions on policies that could be strengthened in favor of native plant landscaping.

The regional native plant marketing model leverages partner resources, creates consistent messaging and provides a rallying point for partners. Together, Plant Virginia Natives partners are helping grow public demand for native plants. In 2008, while conducting public research prior to launching the first regional campaign on Virginia's Eastern Shore, the Virginia CZM Program heard natives still described as scraggly and weedy. Over a decade later, with campaigns spreading state-wide—and with your help—that perception is fading away garden by garden.



www.PlantVirginiaNatives.org



www.plantnovanatives.org

4th Edition, April 2022